



HS2MAQ

Surface Mount High Efficient Rectifier

Features

" /RZ SURILOH SDFNDJH
 " ,GHDO IRUWDHGWSPDFHFPHQW
 " *ODVV SDVVLYDWHG FKLS MXQFWLRQ
 " +LJK IRUZDUG VXUJH FDSDELQW\
 " 6XSHU)DVW UHYHUVH UHFRYHU\ WLPH
 " 0HHWV 06/ OHYHO SHU - 67' /) PD[LPXP
 RI f &
 " 3DUW QR ZLWKHDXQVL\$(% 4 TXDOLILHG

Typical Applications

)RU XVH LQ KLJKFIMHILXFDWLRQHRISRZHU
 VXSSOLHV LQYHUWHUV FRQYHUWHUV DQG
 FRQVXPHU DXWRPRWLYH DQG WHOHFRPPXQ

Mechanical Data

" Package '2 \$ & 60\$
 0ROGLQJ FRPSRQG PHHWDPPDELQW\
 UDWLQJ 5R+6 FRPSOLDQW KDORJHQ IUHH
 " Terminals 7LQ SODWHG OHDGV VROGHUDEOH S
 - 67' DQG -(6' %
 " Polarity: &DWKRGH OLVKBFODRWRKRGH HQG

Maximum Ratings 7D - 8QOHVV RWKHUZLVH VSHFLILHG

PARAMETER	SYMBOL	UNIT	HS2MAQ
'HYLFH PDUNLQJ FRGH 0D[LPXP 5HSHWLWLYH SHDN UHYHUVH YROWDJH			
		\$	

6WRUDJH WHPSHUDWXUH

7vWJ

a

PARAMETER	SYMBOL	UNIT	TEST CONDITIONS	HS2MAQ
0D[LPXP LQVWDQW IRUZDUG YROWDJH	DQHRXV GURSHU	\$		
0D[LPXP UHYHUVH UHFRYHU\ WLPH	755	\$ V		
0D[LPXP '& UHYHUVH FXUUHQW DW UDWH EORFNLQJ YROWDJH GLRGH# 950		\$	7D	
			7D	
7\SLFDO MXQFWLRQ	FDSDFLWSDQ		9 9 I& 0+]	



HS2MAQ

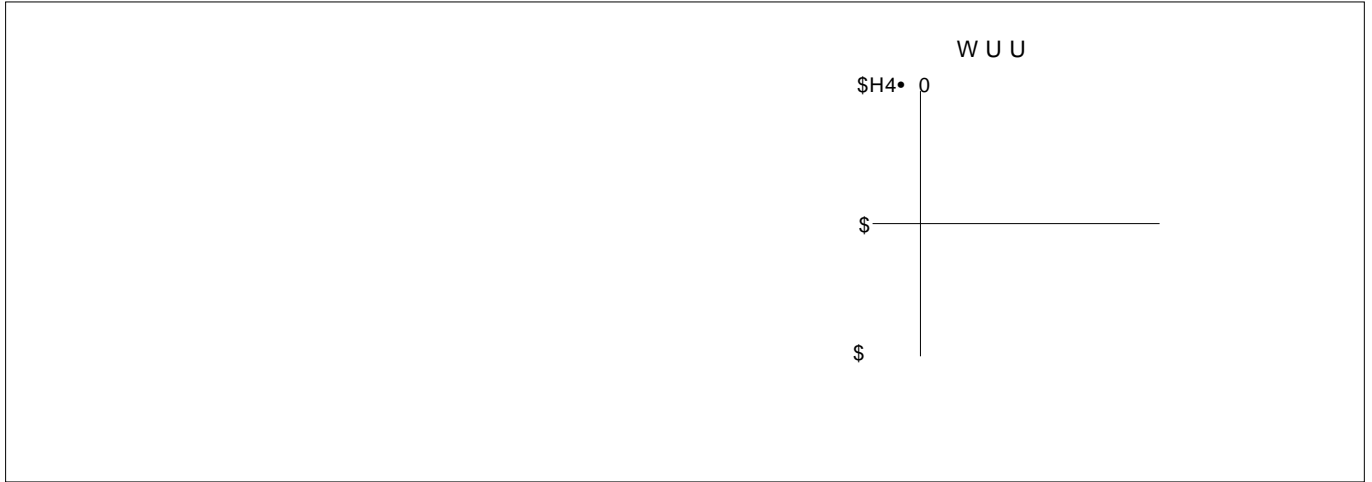
Thermal Characteristics 7D - 8QOHVV RWKHUZLVH VSHFLILHG

PARAMETER



HS2MAQ

Fig.5: Diagram of circuit and Testing wave form of reverse recovery time



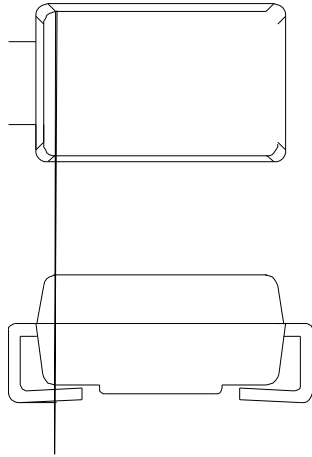
Ordering Information ([D P S O H

PREFERED P/N	PACKAGE CODE	UNIT WEIGHT(g)	MINIMUM PACKAGE(pcs)	INNER BOX QUANTITY(pcs)	OUTER CARTON QUANTITY(pcs)	DELIVERY MODE
+6 0\$4)	\$SSUR[LPDWH				' UH HO



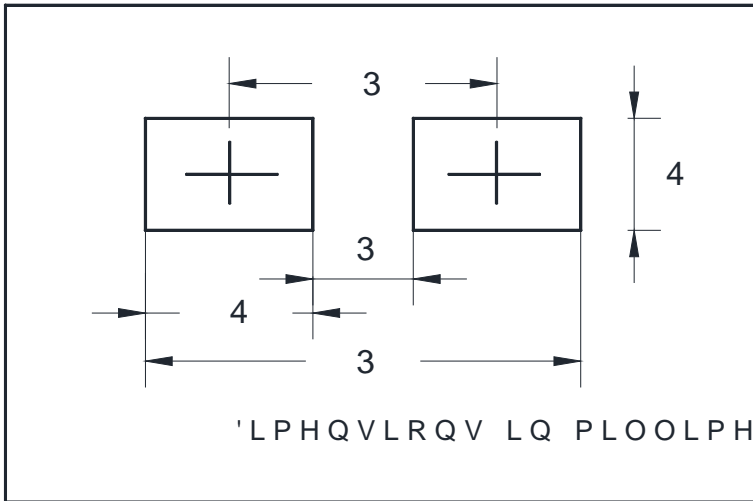
HS2MAQ

vOutline Dimensions



DO-214AC(SMA)		
'LP	0LQ	0D
\$		
%		
&		
'		
(
)		
*		
+		
,		

Suggested Pad Layout



DO-214AC(SMA)	
'LP	0LOOLPHWHUV
3	
3	
3	
4	
4	

'LPHQVLRQV LQ PLOOLPHWHUV

HS2MAQ
