

Features

- Epoxy meets UL-94 V-0 flammability rating
- Halogen free available upon request by adding suffix "HF"
- Moisture Sensitivity Level 1


Mechanical Data

- Package:** SOT-89
- Molding compound meets UL 94 V-0 flammability rating, RoHS-compliant, halogen-free
- Terminals:** Tin plated leads, solderable per J-STD-002 and JESD22-B102
- Marking:5401


Maximum Ratings (Ta=25 unless otherwise noted)

Item	Symbol	Unit	Conditions	Value
Minimum Collector-Emitter Voltage	V_{CE0}	V	$I_C=-1mA, I_B=0$	-150
Minimum Collector-Base Voltage	V_{CBO}	V	$I_C=-100\mu A, I_E=0$	-160
Minimum Emitter-Base Voltage	V_{EBO}	V	$I_E=-10\mu A, I_C=0$	-5
Collector Current	I_C	mA		-500
Collector Power Dissipation	P_C	mW		500
Thermal Resistance From Junction To Ambient	R_{JA}	/W		250
Operation Junction Temperature	T_j			-55 to +150
Storage Temperature	T_{stg}			-55 to +150

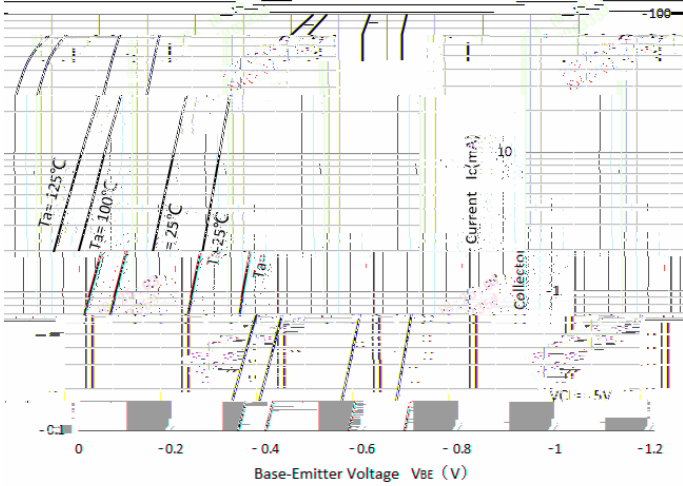
Collector-Emitter Saturation Voltage



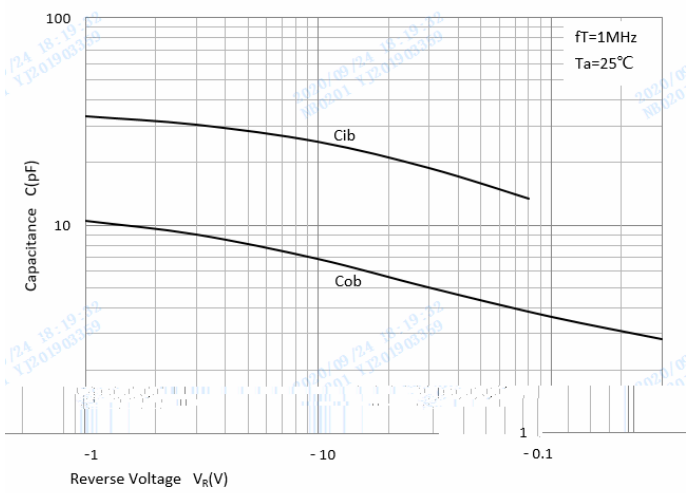
Base-Emitter Saturation Voltage



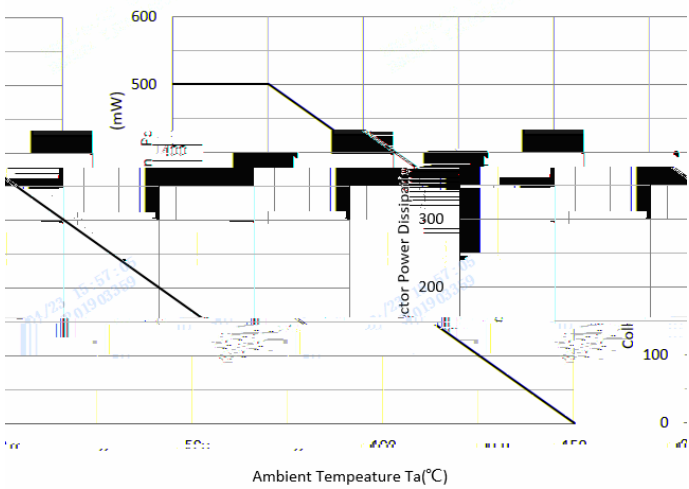
Base-Emitter On Voltage



$C_{ob}/C_{ib}-V_{CB}/V_{EB}$


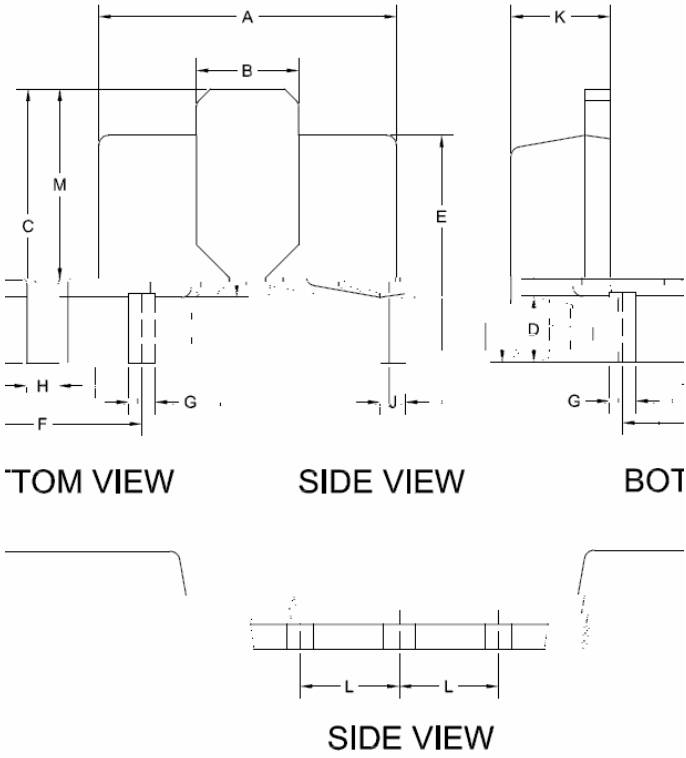


Collector Power Dissipation Capability

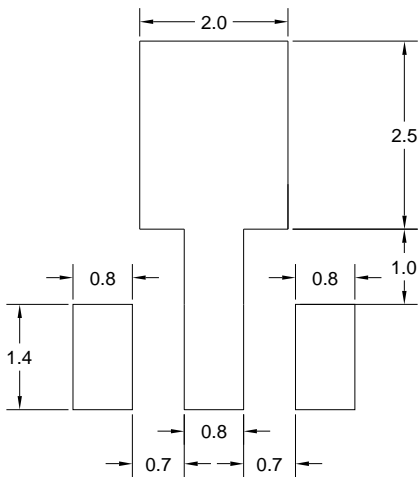




SOT-89 Package Outline Dimensions



SOT-89 Suggested Pad Layout



UNIT:MM



Disclaimer

The information presented in this document is for reference only. Yangzhou Yangjie Electronic Technology Co., Ltd. c
TYaqt ö ¼leMN...