

Epoxy meets UL-94 V-0 flammability rating
 Halogen free available upon request by adding suffix "HF"
 Moisture Sensitivity Level 1
 High-speed switching

: SOT-89
 Molding compound meets UL 94 V-0 flammability rating,
 RoHS-compliant, halogen-free
 Tin plated leads, solderable per
 J-STD-002 and JESD22-B102
 Marking: 1A

($T_a=25$ unless otherwise noted)

Minimum Collector-Emitter Voltage	V_{CE0}	V	$I_C=1mA, I_B=0$	40
Minimum Collector-Base Voltage	V_{CB0}	V	$I_C=10uA, I_E=0$	60
Minimum Emitter-Base Voltage	V_{EB0}	V	$I_E=10uA, I_C=0$	6
Collector Current	I_C	mA		200
Collector Power Dissipation	P_C	mW		500
Thermal Resistance From Junction To Ambient	R_{JA}	/W		250
Operation Junction Temperature	T_j			-55 to +150
Storage Temperature	T_{stg}			-55 to +150




(Ta=25 unless otherwise noted)

Collector-Emitter Voltage	V_{CE0}	V	$I_C=1mA, I_B=0$	40		
Collector-Base Voltage	V_{CBO}	V	$I_C=10\mu A, I_E=0$	60		
Emitter-Base Voltage	V_{EBO}	V	$I_E=10\mu A, I_C=0$	6		
Collector-Base cut-off current	I_{CBO}	nA	$V_{CB}=30V$			50
Emitter-Base cut-off current	I_{EBO}	nA	$V_{EB}=6V$			50
DC Current Gain	h_{FE1}		$I_C=0.1mA, V_{CE}=1V$	60		
	h_{FE2}		$I_C=1mA, V_{CE}=1V$	80		
	h_{FE3}		$I_C=10mA, V_{CE}=1V$	100		300
	h_{FE4}		$I_C=50mA, V_{CE}=1V$	60		
	h_{FE5}		$I_C=100mA, V_{CE}=1V$	30		
Collector-Emitter Saturation Voltage	$V_{CE(sat)}$	V	$I_C=10mA, I_B=1mA$			0.2
			$I_C=50mA, I_B=5mA$			0.3
Base-Emitter Saturation Voltage	$V_{BE(sat)}$	V	$I_C=10mA, I_B=1mA$	0.65		0.85
			$I_C=50mA, I_B=5mA$			0.95
Transition Frequency	f_T	MHz	$I_C=10mA, V_{CE}=20V, f=100MHz$	300		
Output Capacitance	C_{ob0}	pF	$V_{CB}=5.0V, f=1MHz, I_E=0$			4
Input Capacitance	C_{ib0}	pF	$V_{EB}=0.5V, f=1MHz, I_C=0$			8
Noise Figure	NF	dB				

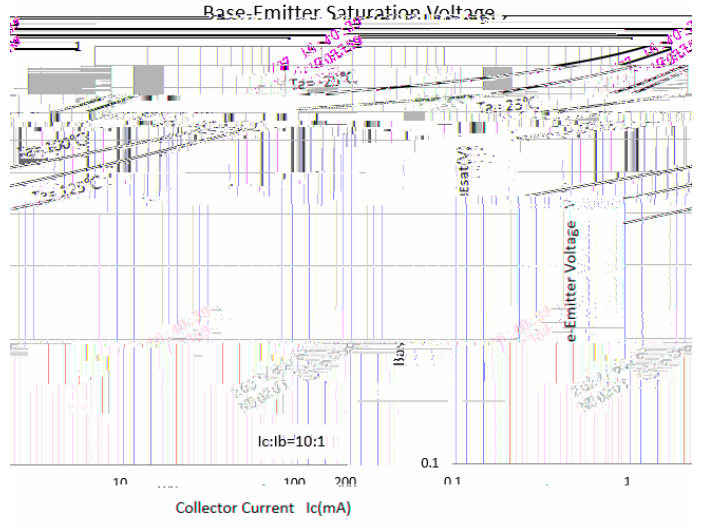

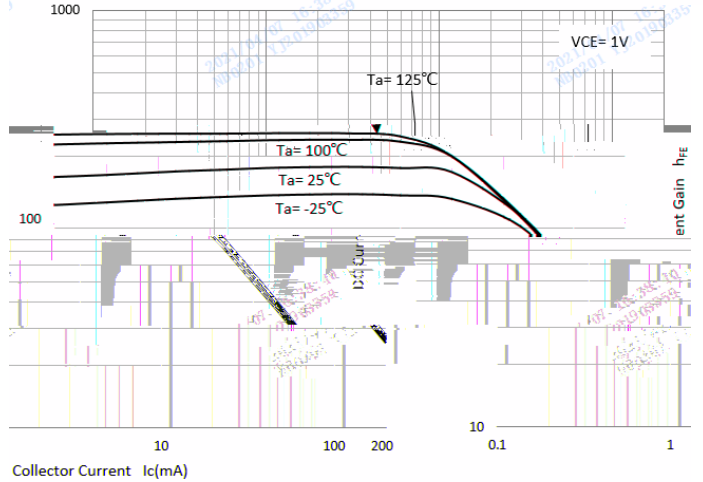


(Typical)

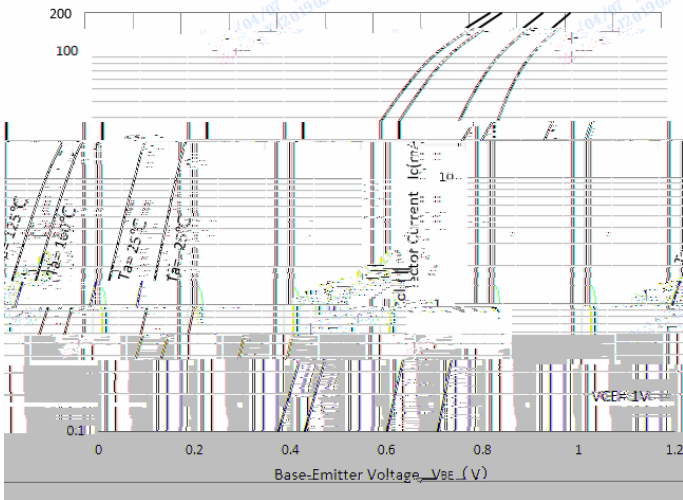
Static Characteristic



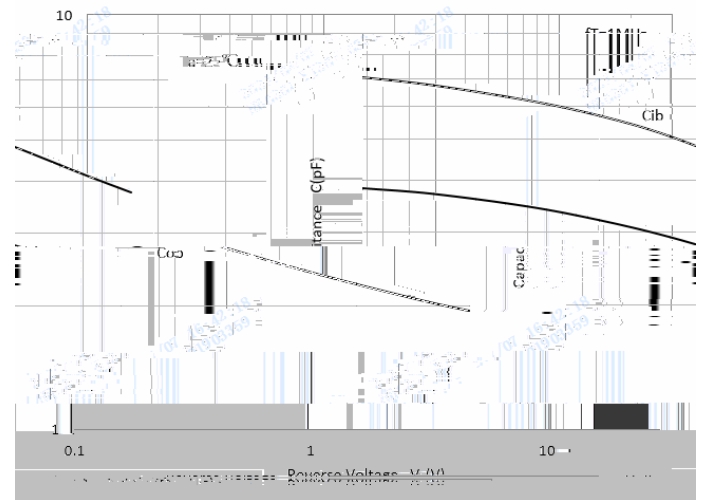
DC Current Gain

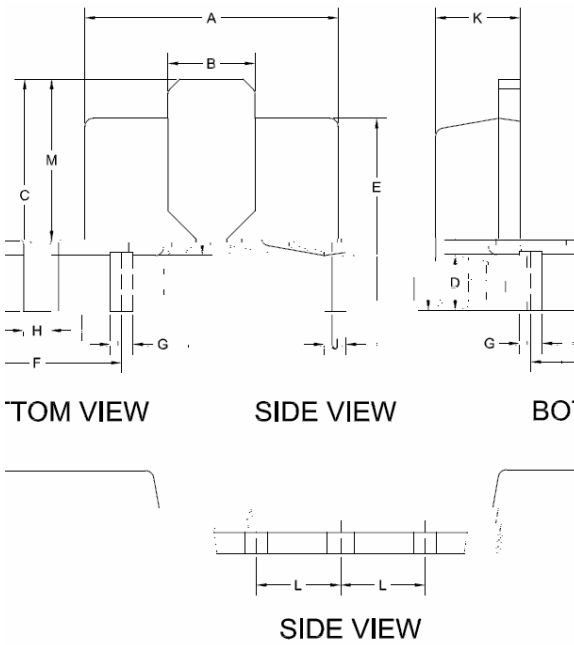
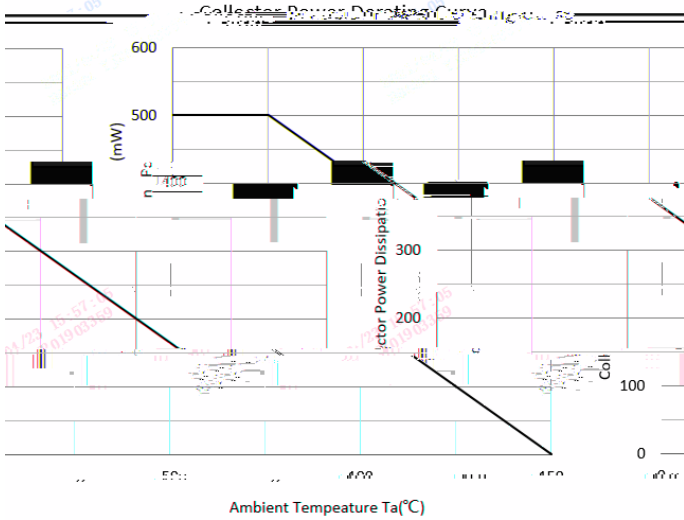


Base-Emitter On Voltage



Cob/Cib-V_{CB}/V_{EB}





DIM	DIMENSIONS			
	INCHES		MM	
	MIN.	MAX.	MIN.	MAX.
A	0.173	0.181	4.400	4.600
B	0.061 TYP		1.550 TYP	
C	0.155	0.167	3.940	4.240
D	0.063 TYP	0.070 TYP	1.600 TYP	1.780 TYP
E	0.094	0.102	2.400	2.600
F	0.118 TYP		3.000 TYP	
G	0.014	0.019	0.360	0.480
H	0.017	0.022	0.440	0.560
J	0.044	0.047	1.110	1.200
K	0.055	0.063	1.400	1.600
L	1.500 TYP		38.100 TYP	
M	2.750 TYP		70.000 TYP	



The information presented in this document is for reference only. Yangzhou Yangjie Electronic Technology Co., Ltd. reserves the right to make changes without notice for the specification of the products displayed herein to improve reliability, function or design or otherwise.

The product listed herein is designed to be used with ordinary electronic equipment or devices, and not designed to be used with equipment or devices which require high level of reliability and the malfunction of which would directly endanger human life (such as medical instruments, transportat