

Maximum Ratings ($T_a=25$
A A

--	--	--	--

-55 ~ +150

Junction temperature	Tj		-55 ~ +150
Dielectric strength @ Terminals to case, AC 1 minute	Vdis	KV	2.5
Mounting torque @Recommend torque 5kg cm	Tor	kg cm	8

1 / 5 I L - (J - O Z ` U a a U V] `] h m
f U h] b [ž R c H - W c a d `] U b h

Terminals: Tin plated leads, solderable per
J-STD-002 and JESD22-B102

Polarity: As marked on body

EGBJ1006

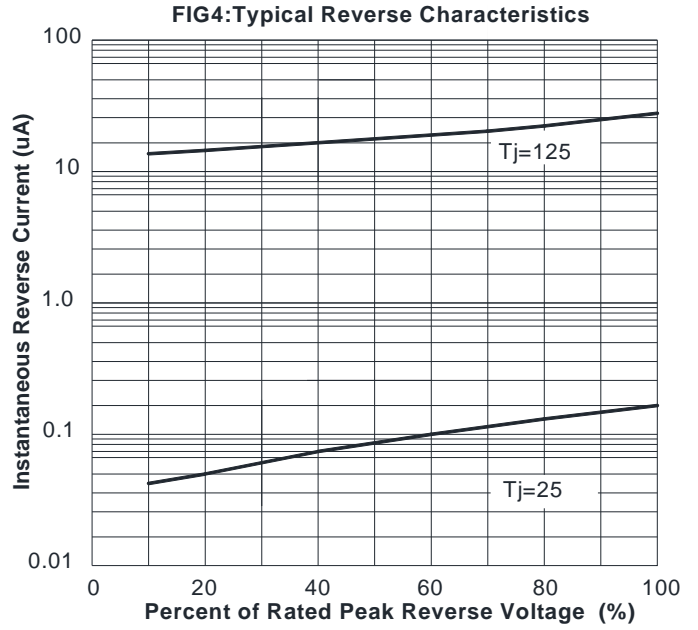
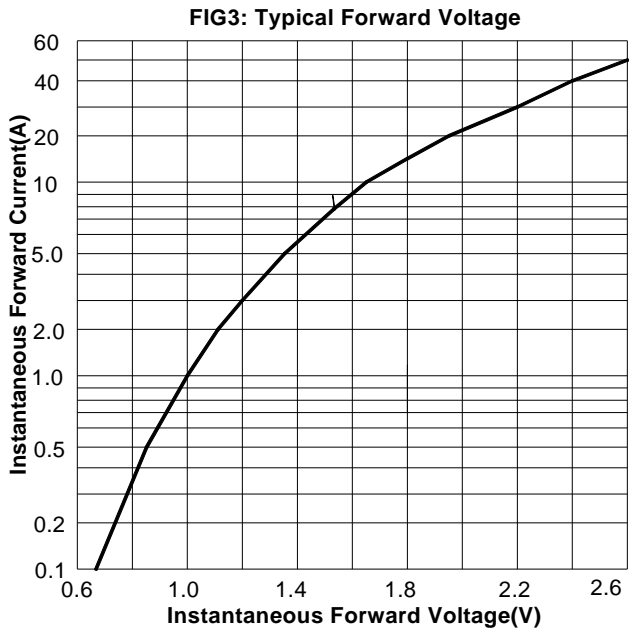
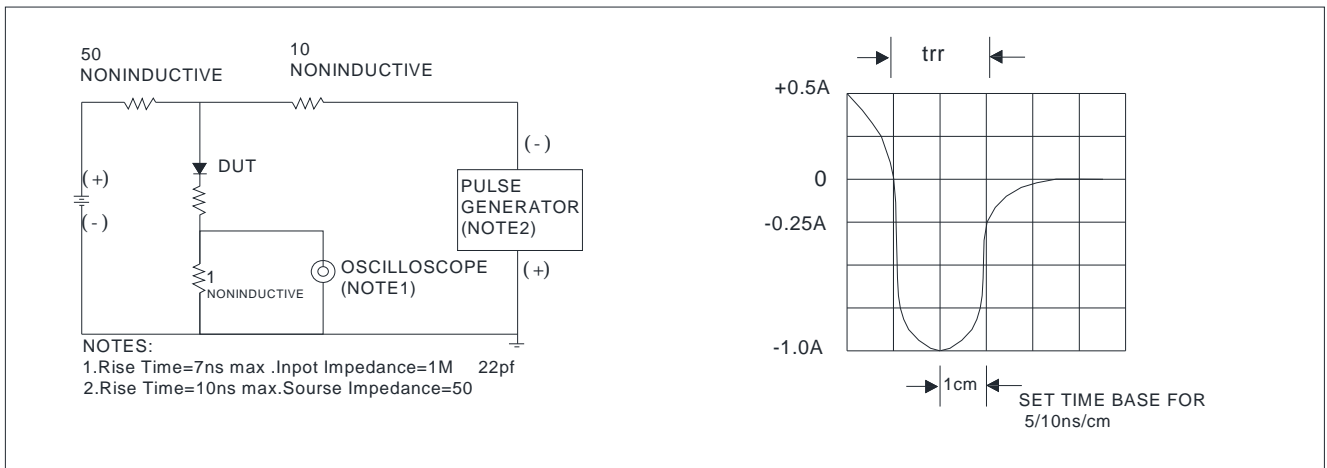


FIG.5: Diagram of circuit and Testing wave form of reverse recovery time





EGBJ1006

Disclaimer

The information presented in this document is for reference only. Yangzhou Yangjie Electronic Technology Co., Ltd. reserves the right to make changes without notice for the specification of the products displayed herein to improve reliability, function or design or otherwise.

The product listed herein is designed to be used with ordinary electronic equipment or devices, and not designed to be used with equipment or devices which require high level of reliability and the malfunction of which would directly endanger human life (such as medical instruments, transportation equipment, aerospace machinery, nuclear-reactor controllers, fuel controllers and other safety devices), Yangjie or anyone on its behalf, assumes no responsibility to the user or anyone else who may be injured or damaged by the use of the product.