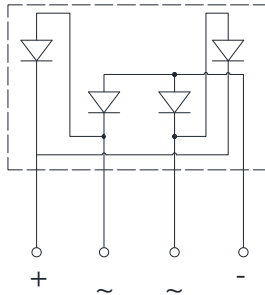



Low VF Bridge Rectifiers



Features

- UL recognition, file #E230084
- Glass passivated chip junction
- Thin single in-line package
- High surge current capability
- Solder dip 275 °C max. 7 s, per JESD 22-B106

Typical Applications

General purpose use in AC/DC bridge full wave rectification for switching power supply, home appliances, office equipment, industrial automation applications.

Mechanical Data

- Package:** 6KBJ
- Molding compound meets UL 94 V-0 flammability rating, RoHS-compliant
- Terminals:** Tin plated leads, solderable per J-STD-002 and JESD22-B102
- Polarity:** As marked on body

Maximum Ratings (T_a=25 Unless otherwise specified)

PARAMETER	SYMBOL	UNIT	GBJL2508S	
Device marking code			GBJL2508S	
Maximum Repetitive Peak Reverse Voltage	VRRM	V	800	
Maximum RMS Voltage	VRMS	V	560	
Maximum DC blocking Voltage	VDC	V	800	
Average rectified output current @60Hz sine wave, R-load	With heatsink T _c =105	I _O	A	25.0
	Without heatsink T _a =25			3.5
Forward Surge Current (Non-repetitive) @60Hz Half-sine wave, 1 cycle, T _j =25	IFSM	A	400	
Forward Surge Current (Non-repetitive) @1ms, square wave, 1 cycle, T _j =25			800	
Current squared time @1ms t 8.3ms T _j =25, Rating of per diode	I ² t	A ² S	664	
Storage temperature	T _{stg}		-55 ~ +150	
JunctJunct				
Dielectric strength @ Terminals to case, AC 1 minute	V _{dis}	KV	2.5	
Mounting torque @Recommend torque 5kg cm	T _{or}	kg cm	8	



Electrical Characteristics $T_a=25$ Unless otherwise specified



FIG3: Typical Forward Voltage

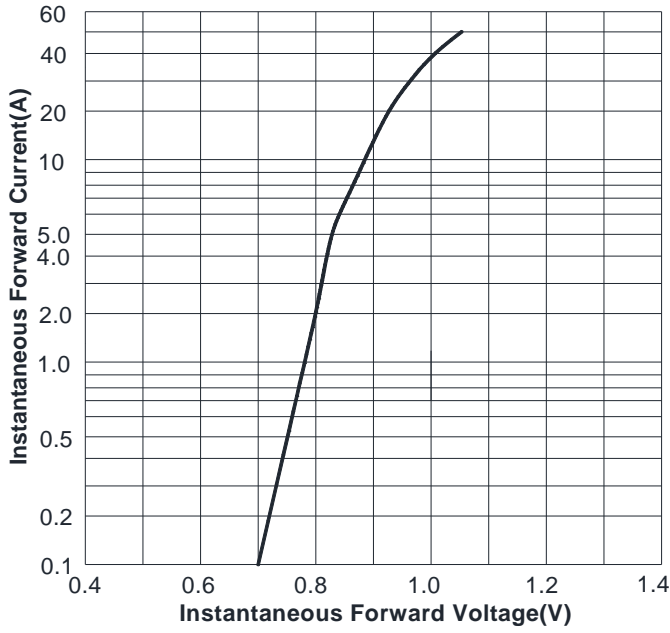
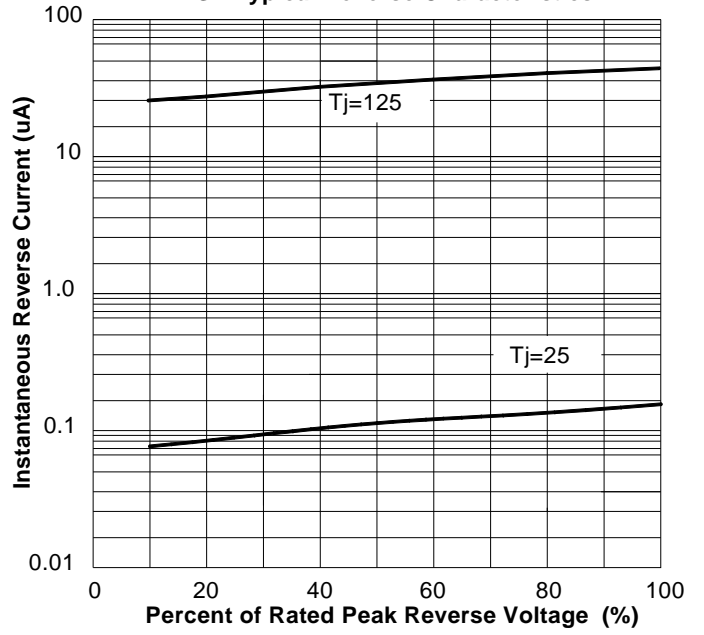
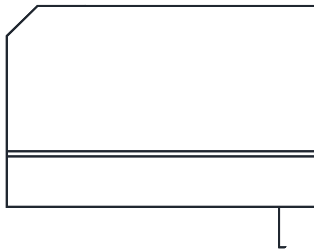


FIG4: Typical Reverse Characteristics



Outline Dimensions



Dimensions in millimeters

6KBJ		
Dim	Min	Max
A	29.7	30.3
B	19.7	20.3
C	17.0	18.0
D	4.8	5.8
E	3.8	4.2
F	7.3	7.7
G	9.8	10.2
H	0.9	1.1
I	2.0	2.4
J	2.3	2.7
K	3.4	3.8
L	4.4	4.8
M	10.8	11.2
N	3.1	3.7
O	3.1	3.4
P	0.6	0.8



Disclaimer

The information presented in this document is for reference only. Yangzhou Yangjie Electronic Technology Co., Ltd. reserves the right to make changes without notice for the specification of the products displayed herein to improve reliability, function or design or otherwise.

The product listed herein is designed to be used with ordinary electronic equipment or devices, and not designed to be used with equipment or devices which require high level of reliability and the malfunction of which would directly endanger human life (such as medical instruments, transportation equipment, aerospace machinery, nuclear-reactor controllers, fuel controllers and other safety devices), Yangjie or anyone on its behalf, assumes no responsibility or liability for any damages resulting from such improper use of sale.

This publication supersedes & replaces all information previously supplied. For additional information, please visit our website [http:// www.21yangjie.com](http://www.21yangjie.com) , or consult your nearest Yangjie's sales office for further assistance.