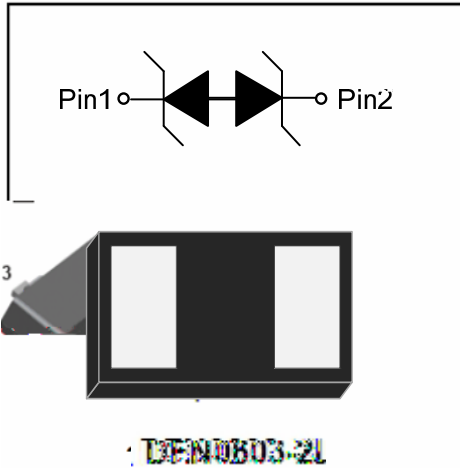
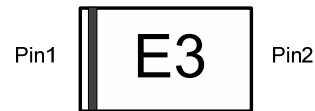


1-Line, Bi-directional, Transient Voltage Suppressor

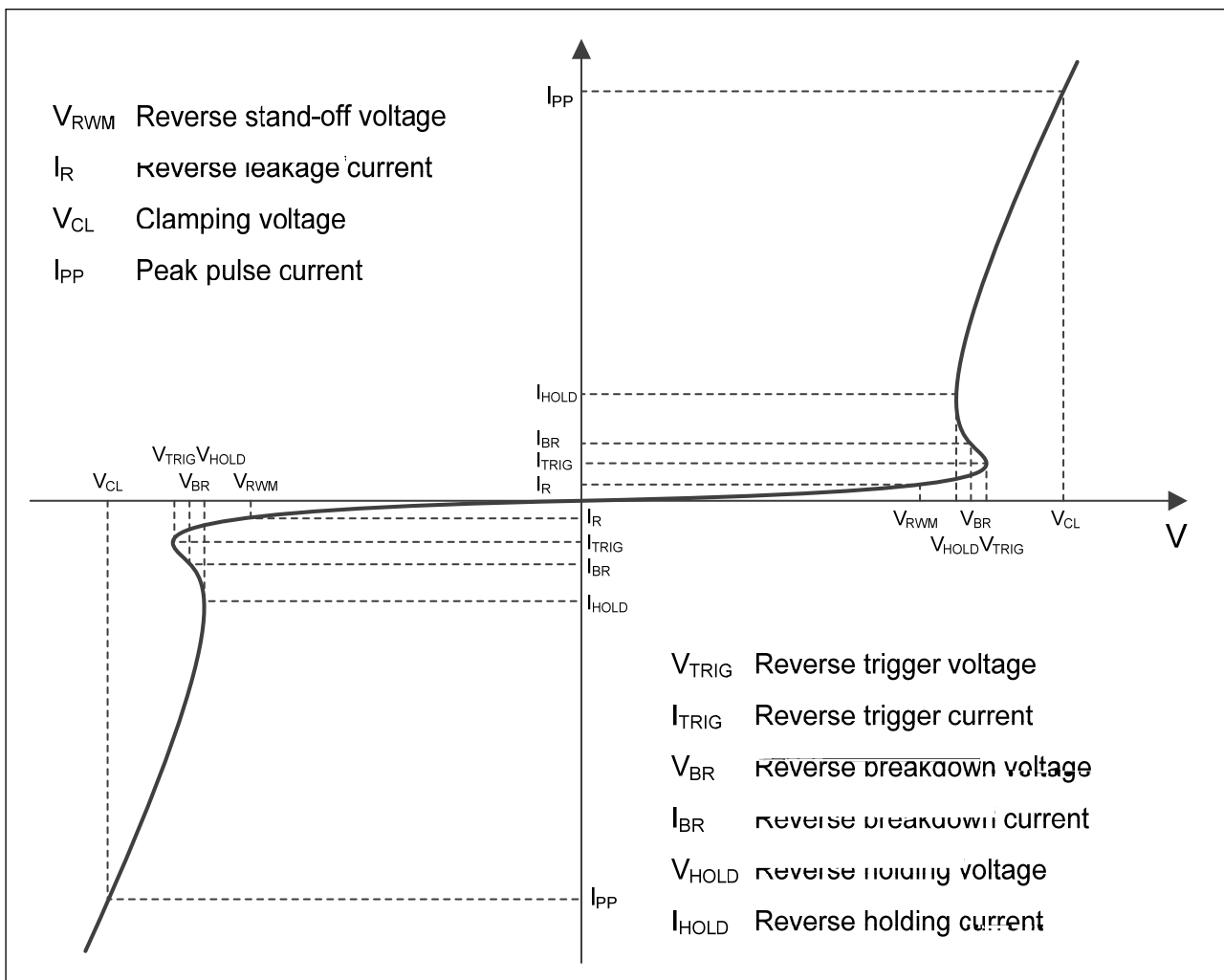


Features

- Stand-off voltage: $\pm 3.3V$ Max
 - Transient protection for each line according to
 - IEC61000-4-2(ESD): $\pm 30kV$ (contact)
 - IEC61000-4-4 (EFT): 80A (5/50ns)
 - IEC61000-4-5(surge): 18A (8/20 μs)
 - Ultra-low capacitance: $C_J = 25pF$ typ
- Terminals:** Tin plated leads, solderable per J-STD-002 and JESD22-B102
- Polarity:** No marking on bi-directional types
- Marking:**



Definitions of electrical characteristics



ESD3V3LZBA



Characteristics (Typical)

8/20 μ s waveform per IEC61000 4 5

Contact discharge current waveform per IEC61000 4 2



ESD3V3LZBA

(+8kV contact discharge per IEC61000 4 2)

(-8kV contact discharge per IEC61000 4 2)

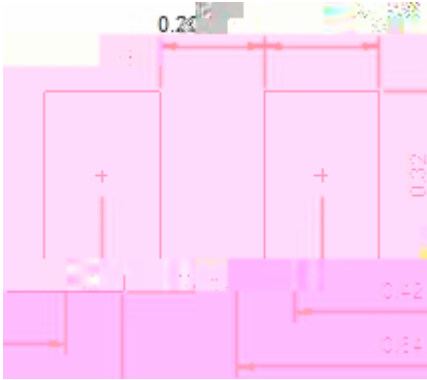
!
QA

r r r





Recommend land pattern (Unit:mm)



Notes:

This recommended land pattern is for reference purposes only. Please consult your manufacturing group to ensure your PCB design guidelines are met



ESD3V3LZBA

Disclaimer

The information presented in this document is for reference onl