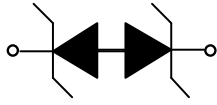


1-Line, Bi-directional, Transient Voltage Suppressor



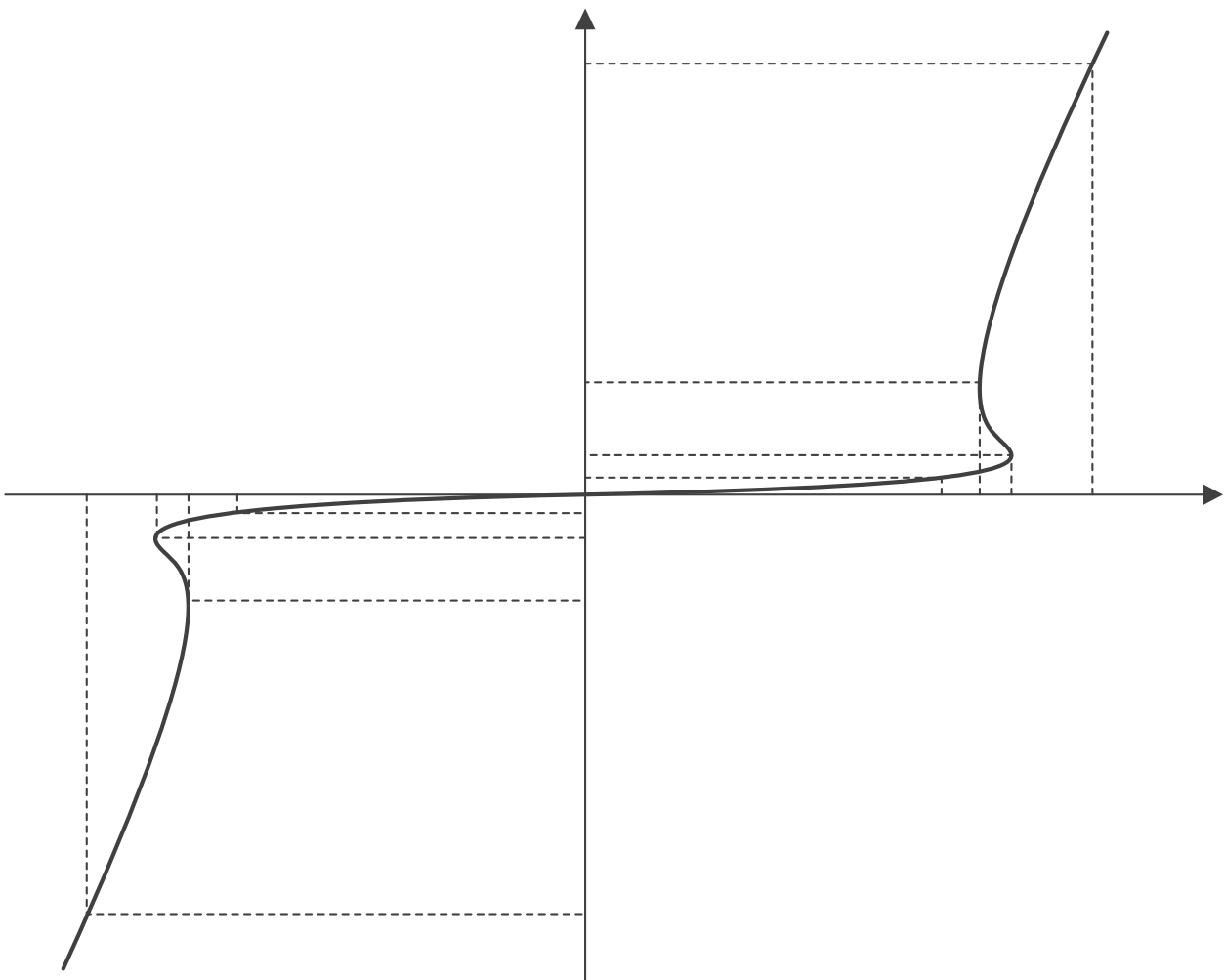
Features

- ” Stand-off voltage: $\pm 5.5V$ Max
- ” Transient protection for each line according to IEC61000-4-2(ESD): $\pm 30kV$ (contact)
- IEC61000-4-4 (EFT): 40A (5/50ns)
- IEC61000-4-5(surge): 6A (8/20 μs)
- ” Ultra-low capacitance: $C_J = 10pF$ typ
- ” Low leakage current
- ” Low clamping voltage: $V_{CL} = 11.0V$ typ. @ $I_{PP} = 16A$ (TLP)
- ” Solid-state silicon technology

Mechanical Data

- ” Package : DFN0603-2L
- ” Terminals : Tin plated leads, solderable per J-STD-002 and JESD22-B102
- ” Polarity: No marking on bi-directional types
- ” Marking: A6

Definitions of electrical characteristics



ESD5V5LZB

Maximum Ratings

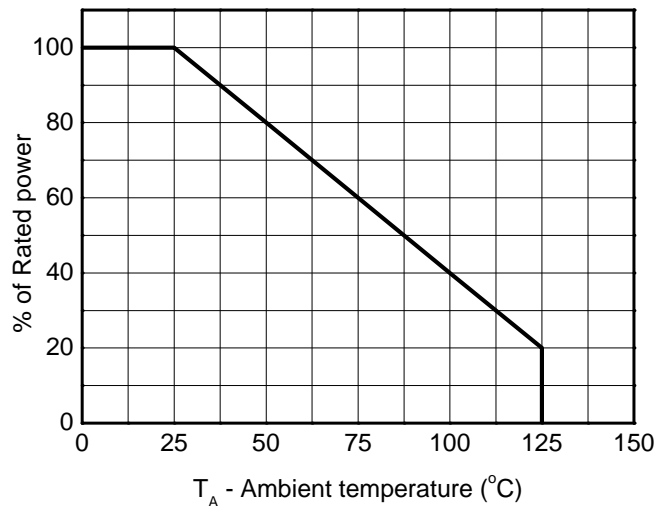
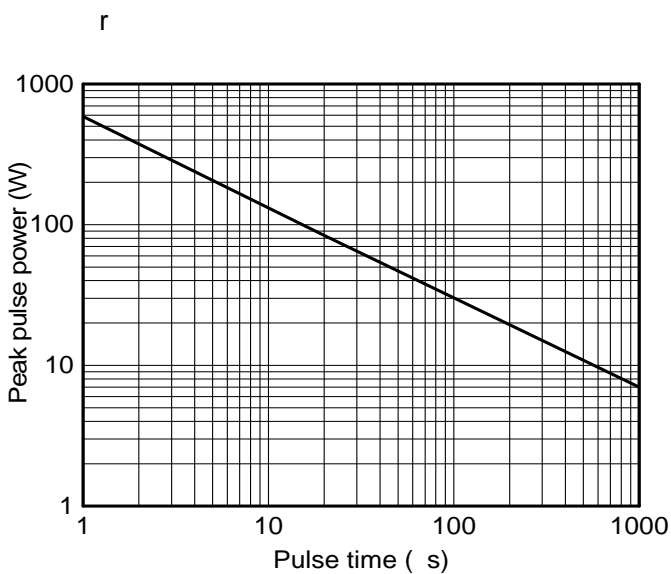
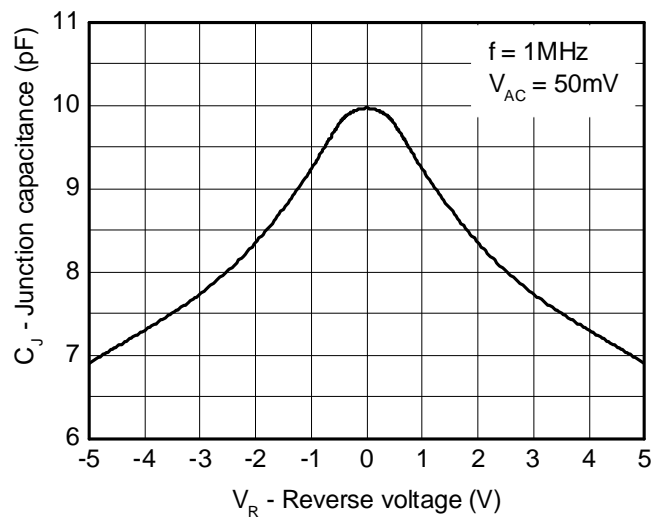
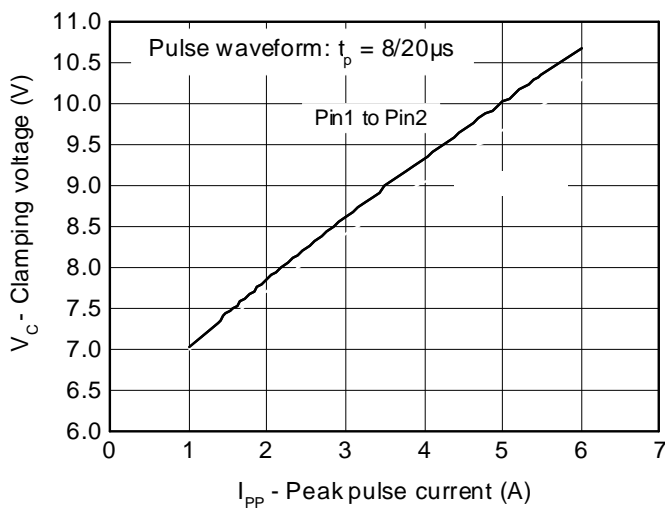
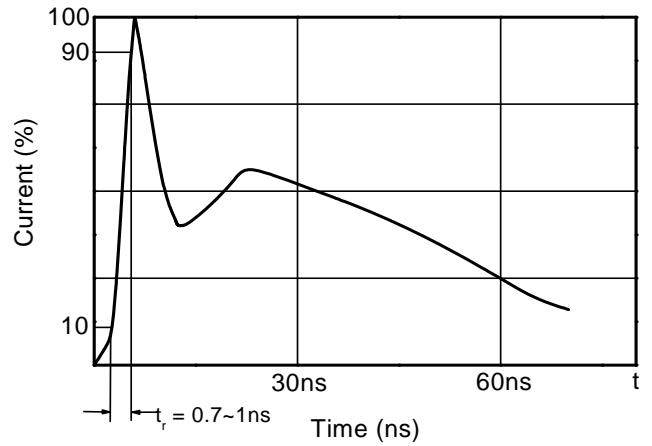
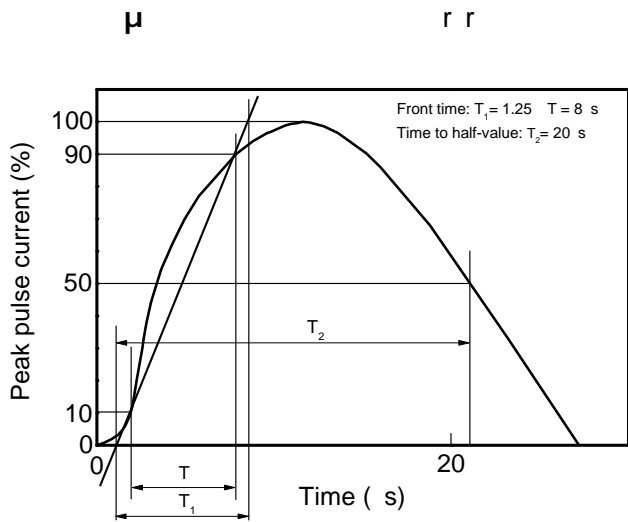
PARAMETER	SYMBOL	Rating	UNIT
Peak pulse power ($t_p = 8/20 \text{ s}$)	P_{pk}	72	W
Peak pulse current ($t_p = 8/20 \text{ s}$)	I_{pp}	6	A
ESD according to IEC61000-4-2 air discharge	V_{ESD}	± 30	KV
ESD according to IEC61000-4-2 contact discharge		± 30	KV
Junction temperature	T_J	125	$^{\circ}\text{C}$
Operating temperature	T_{OP}	-40~85	$^{\circ}\text{C}$
Storage temperature	T_{STG}	-55~150	$^{\circ}\text{C}$

Electrical Characteristics $\dot{A}T_a=25$ Unless otherwise specified \dot{A}

PARAMETER	Symbol	UNIT	Conditions	

ESD5V5LZB

vCharacteristics (Typical)

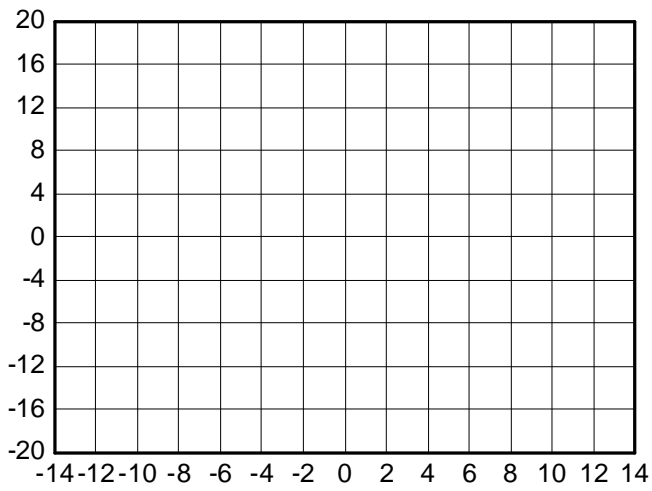


ESD5V5LZB

r r

r

r r



v Outline Dimensions



6 \ P E R O	PLQ	PP	0 D [PP
\$				
%				
&				
&				
(
)				
*				

