

ESDSL5V0LBA



Maximum Ratings

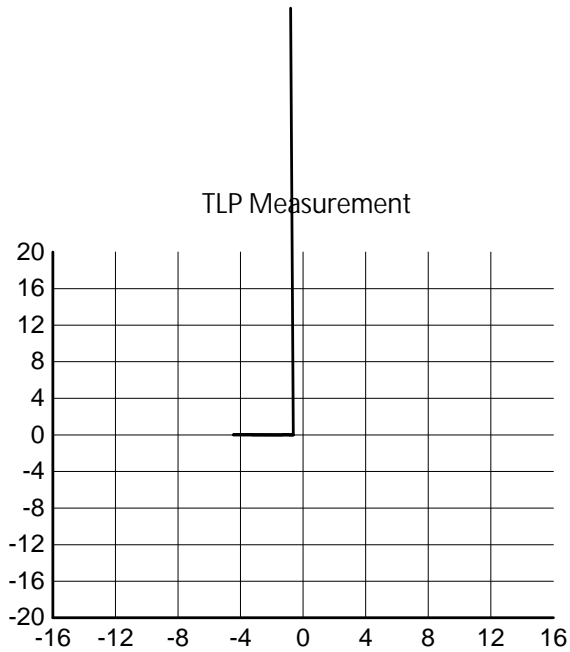
| PARAMETER | |
|-----------|--|
|-----------|--|



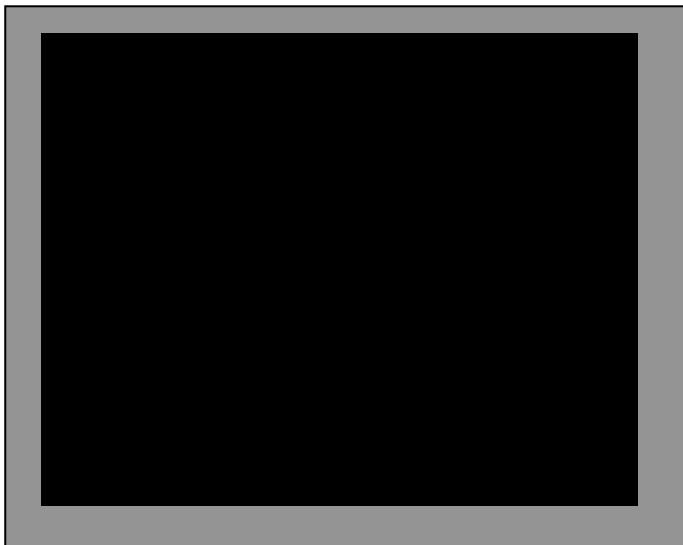
ESDSL5V0LBA

ESD clamping
(+8kV contact discharge per IEC61000 4 2)

ESD clamping
(-8kV contact discharge per IEC61000 4 2)



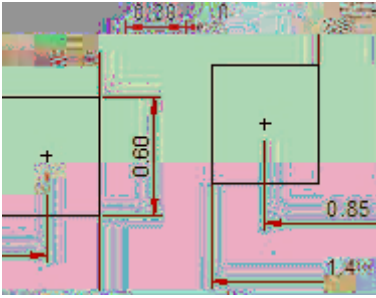
Outline Dimensions



| Symbol | Symbol | Symbol |
|--------|--------------------|----------------|
| 5 | S ⁻ | % S |
| 6 | S ⁾ | S [*] |
| 7 | S ⁽ | S ⁾ |
| 7% | . | S ⁾ |
| 8 | S ⁾ % | S ⁾ |
| 9 | . | S [*] |
| : | S ^{&} | S ['] |
| ; | S ⁽ | S ⁾ |



vRecommend land pattern (Unit:mm)



Notes:

This recommended land pattern is for reference purposes only. Please consult your manufacturing group to ensure your PCB design guidelines are met

