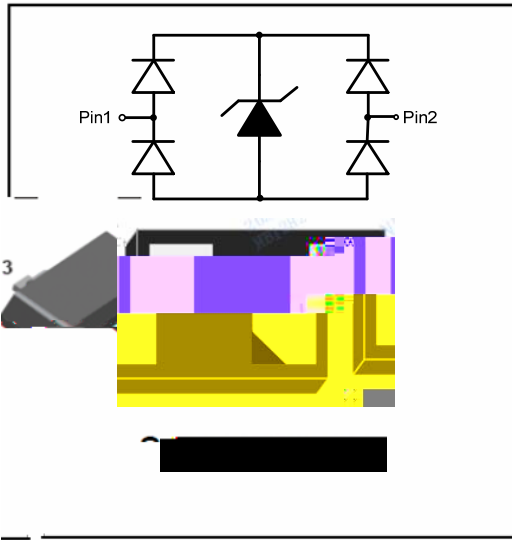


1- Line, Bi-directional, Ultra-low Capacitance Transient Voltage Suppressor



Features

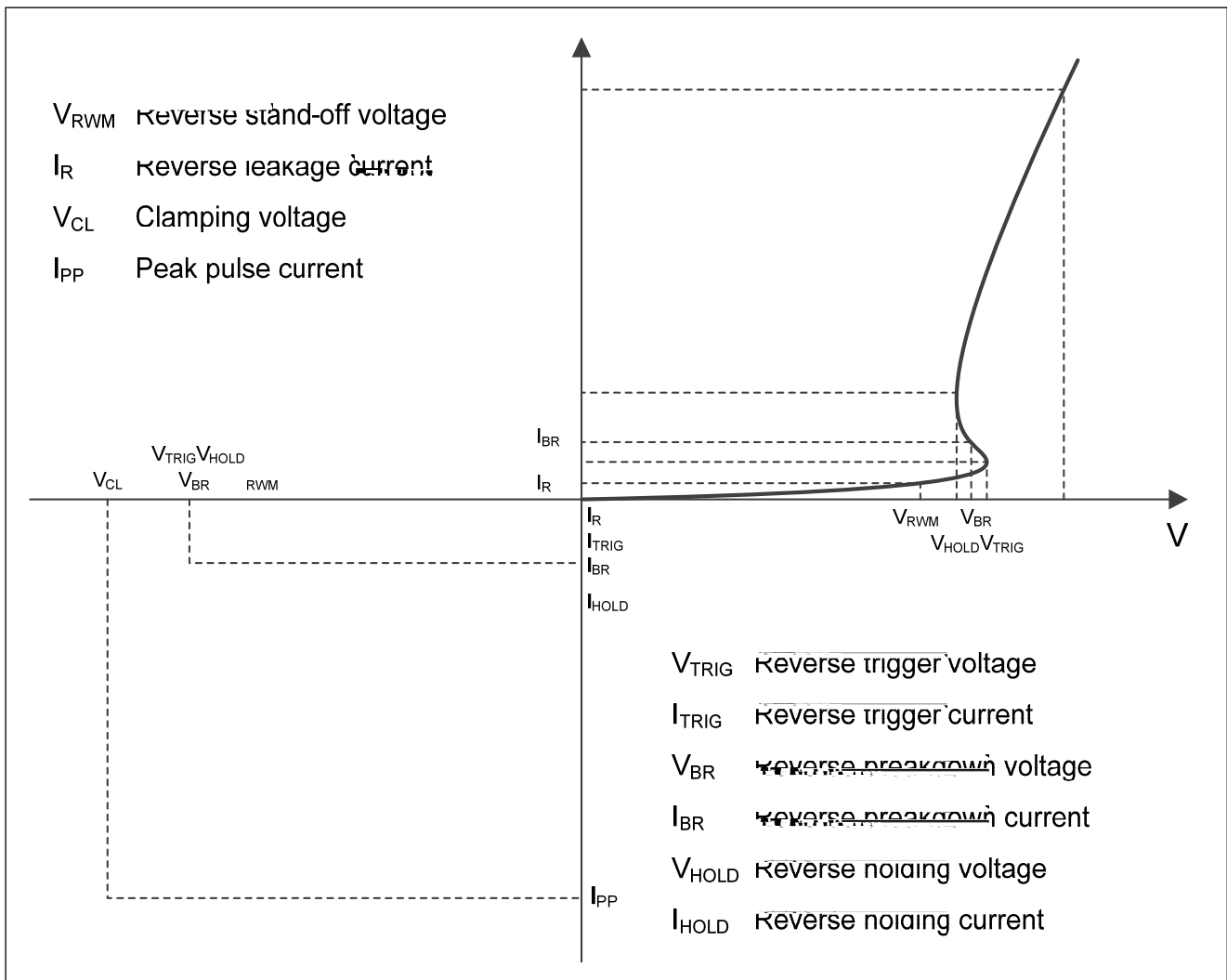
- Stand-off voltage: 5V Max
- Transient protection for each line according to IEC61000-4-2(ESD): $\pm 15\text{kV}$ (contact)
- IEC61000-4-5(surge): 4A (8/20 μs)
- Ultra-low capacitance: $C_J = 0.35\text{pF}$ typ
- Ultra-low inductance: $L_s = 0.1\text{nH}$ typ
- DFN Package 2.0x1.6x0.4 mm³ aa4 Package

Terminals: Tin plated leads, solderable per J-STD-002 and JESD22-B102

Polarity: Cathode line denotes the cathode end

Marking: 5U

Definitions of Electrical Characteristics







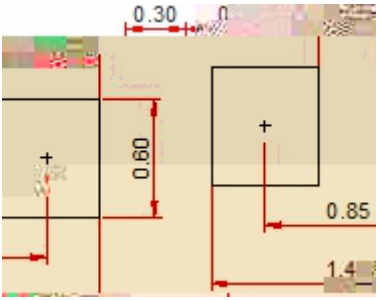
Outline Dimensions

M





Recommend land pattern (Unit:mm)



Notes:

This recommended land pattern is for reference purposes only. Please consult your manufacturing group to ensure your PCB design guidelines are met



ESDSL C5V0LBS

Disclaimer

The information presented in this document is for reference only. Yangzhou Yangjie Electronic Technology Co., Ltd. reserves the right to make changes without notice for the specification of the products displayed herein to improve reliability, function or design or otherwise.

The product listed herein is designed to be used with ordinary electronic equipment or devices, and not designed to be used with equipment or devices which require high level of reliability and the malfunction of which would directly endanger human life (such as medical instruments, transportation equipment, aerospace machinery, nuclear-reactor controllers, fuel controllers and other safety devices), Yangjie or anyone on its behalf, assumes no responsibility or liability for any damages resulting from such improper use of sale.

This publication supersedes & replaces all information previously supplied. For additional information, please visit our website [http:// www.21yangjie.com](http://www.21yangjie.com) , or consult your nearest Yangjie's sales office for further assistance.