



**Symbol**



## Electrical Characteristics

Symbol	Conditions	Values			Units
		Min.	Typ.	Max.	

## Performance Curves

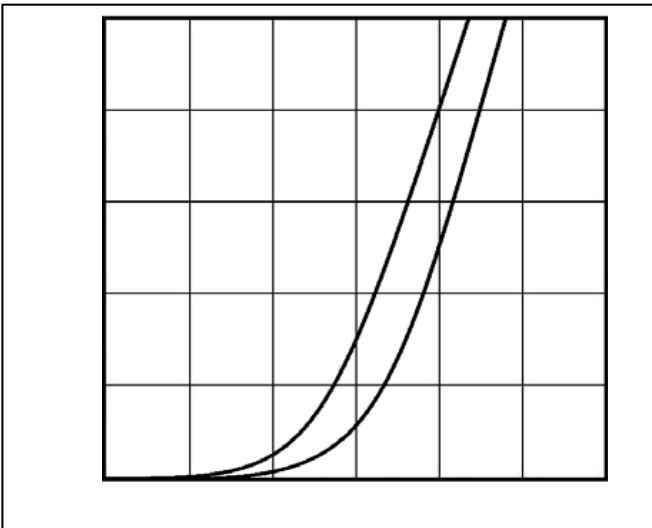


Fig1. Forward Voltage Drop vs Forward Current




Fig2. Reverse Recovery Time vs  $di_F/dt$

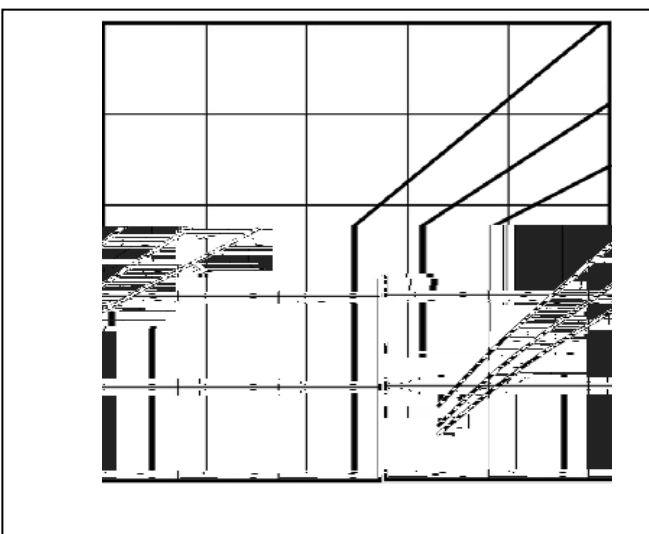


Fig3. Reverse Recovery Current vs  $di_F/dt$



Fig4. Reverse Recovery Charge vs  $di_F/dt$



**MF100A12F1**