



6GG, (E)

.....D!7 \UbbY`9b \UbWY a Ybh`AcXY` :]Y`X`9ZZYWh`HfUbg]ghcf`

DfcXiWh`Gi a aUfm`

V_{DS}	-60V
I_D	-0.25A
$R_{DS(ON)}$ (at $V_{GS}=-10V$)	3.6 ohm
$R_{DS(ON)}$ (at $V_{GS}=-4.5V$)	4.5 ohm

; YbYfU`8YgWf]dh]cb`

Trench Power LV MOSFET technology
 Low $R_{DS(ON)}$
 Low Gate Charge
 Moisture Sensitivity Level 1
 Epoxy Meets UL 94 V-0 Flammability Rating
 Halogen Free
 Part no. with suffix "Q" means AEC-Q101 qualified

		V_{DS}	-60	V
Gate-source Voltage		V_{GS}	± 20	V
Drain Current	$T_A=25$ @ Steady State	I_D	-0.25	A
	$T_A=100$ @ Steady State		-0.17	
Pulsed Drain Current ^A		I_{DM}	-0.8	A
Total Power Dissipation ^B	$T_A=25$	P_D	0.6	W
	$T_A=100$		0.3	
Thermal Resistance Junction-to-Ambient ^B		R_{JA}	250	/ W
Junction and Storage Temperature Range		T_J, T_{STG}	-55 +175	

CfXYf]b [`:bZcf a Uh]cb` (Example)

DF9 : 9F98`D#B`	D57 ?-B ;` 7C89`	Auf_]b [`	A=B-A I A` D57 ? 5 ; 9fidWgt	-BB9F`6CL` E I 5BH-HMfidWgt	C I H9F`75FHCB` E I 5B`
-----------------	---------------------	------------	---------------------------------	--------------------------------	----------------------------



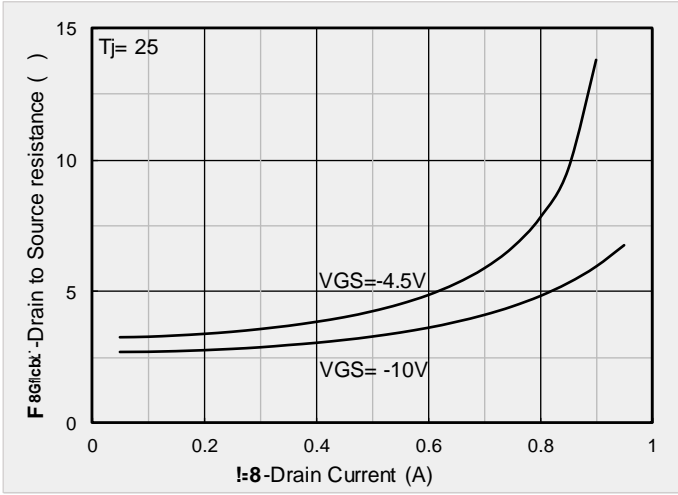


Figure 7. R_{DS(on)} VS Drain Current

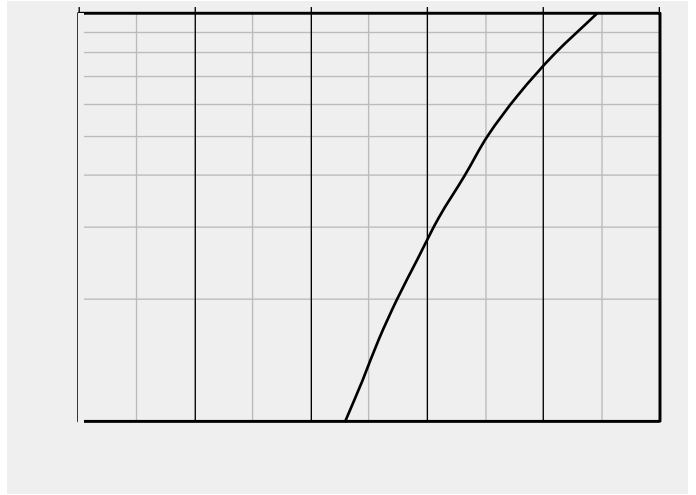


Figure 8. Forward characteristics of reverse diode

Figure 9. Normalized breakdown voltage

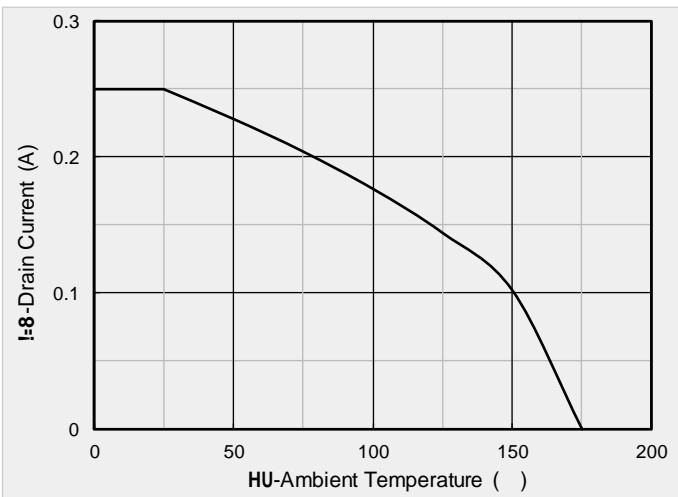


Figure 11. Current dissipation

Figure 10. Normalized Threshold voltage

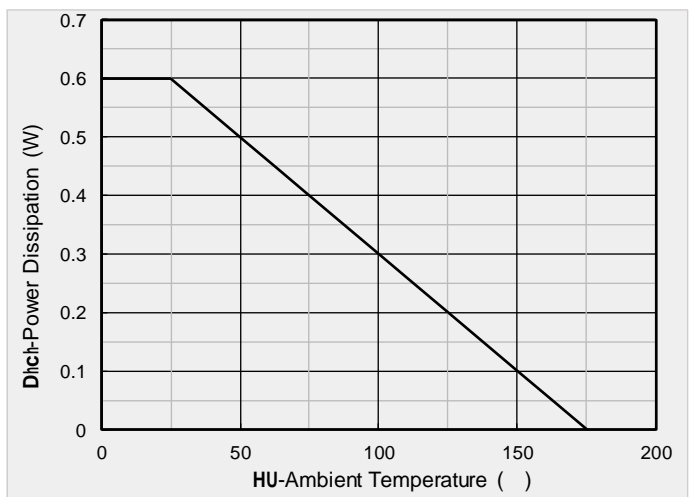


Figure 12. Power dissipation

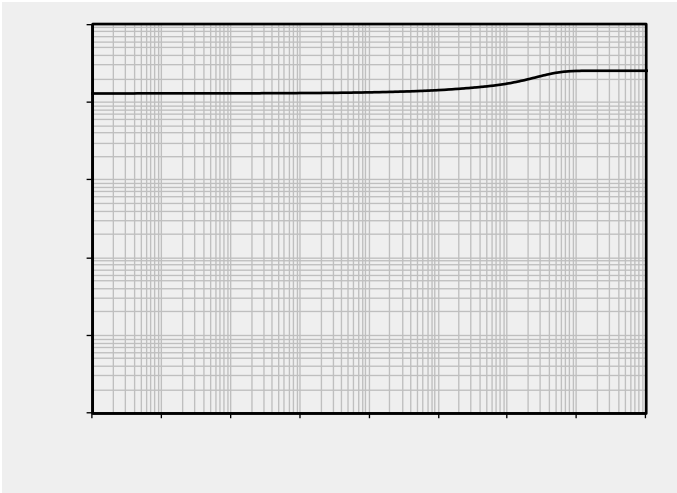


Figure 13. Maximum Transient Thermal Impedance

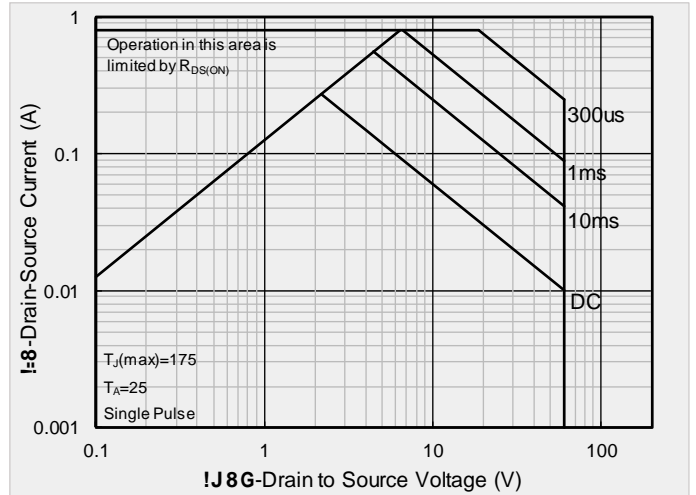
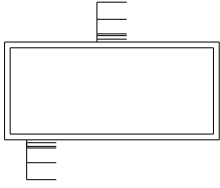


Figure 14. Safe Operation Area

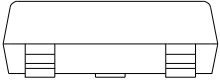


GCH!&' ''DUW_U[Y']bZcf a Uh]cb



TOP VIEW

SIDE VIEW



UNIT mm

SUGGESTED SOLDER PAD LAYOUT



6GG, (E'

8]gW'U]a Yf'

The information presented in this document is for reference only. Yangzhou Yangjie Electronic Technology Co., Ltd. reserves the right to make changes without notice for the specification of the products displayed herein to improve reliability, function or design or otherwise.

The product listed herein is designed to be used with automotive electronics are not designed for use in medical, life-saving, lifesustaining, or military, Yangjie or anyone on its behalf, assumes no responsibility or liability for any damages resulting from such improper use of sale.

This publication supersedes & replaces all information previously supplied. For additional information, please visit our website [http:// www.21yangjie.com](http://www.21yangjie.com) , or consult your nearest Yangjie's sales office for further assistance.