

YJG150N0



Typical Performance Characteristics

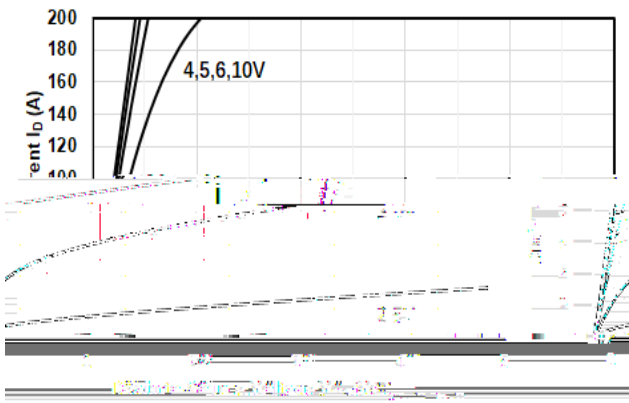


Figure1. Output Characteristics

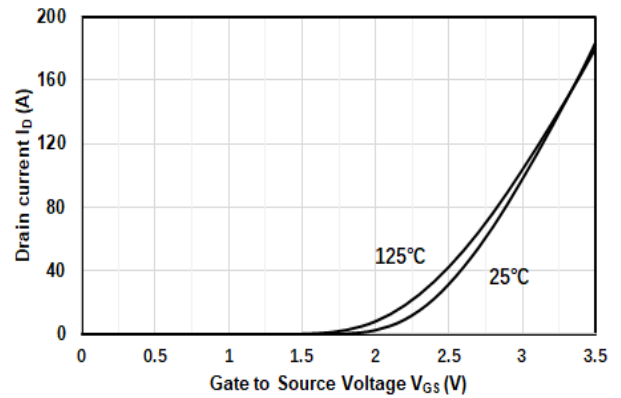


Figure2. Transfer Characteristics

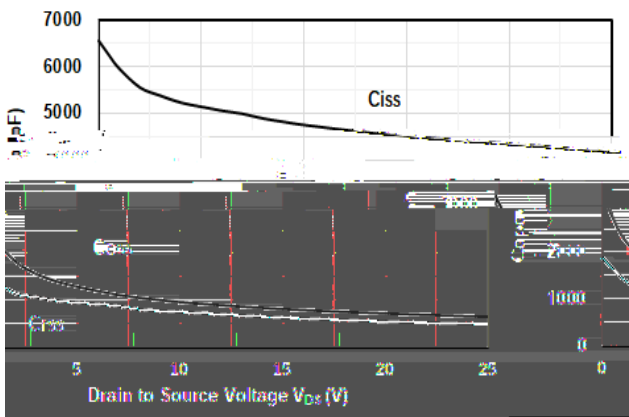


Figure3. Capacitance Characteristics

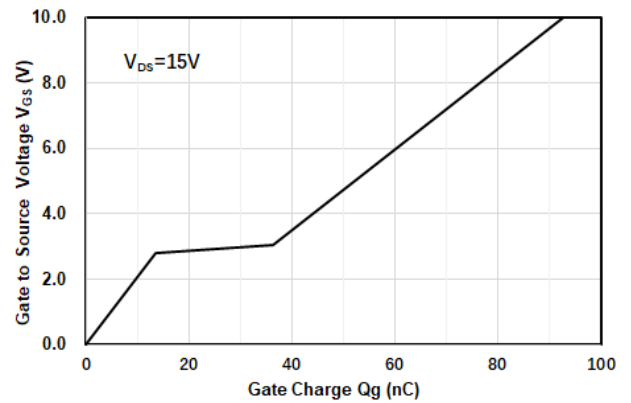


Figure4. Gate Charge

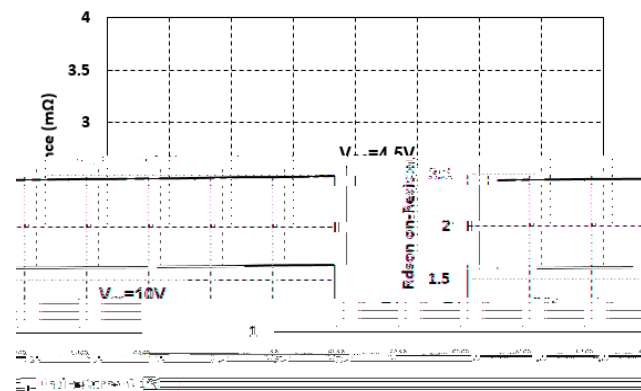


Figure5. Drain-Source on Resistance




Figure6. Drain-Source on Resistance

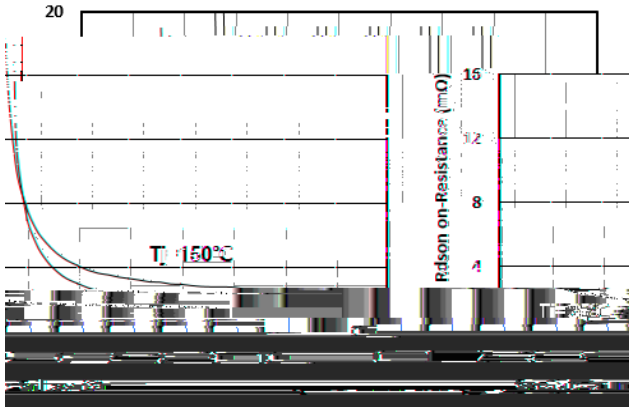


Figure7. On-Resistance vs VGS

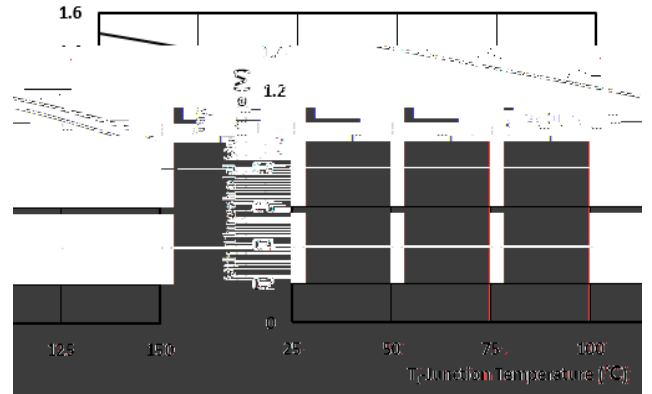


Figure8. Vth vs Temperature

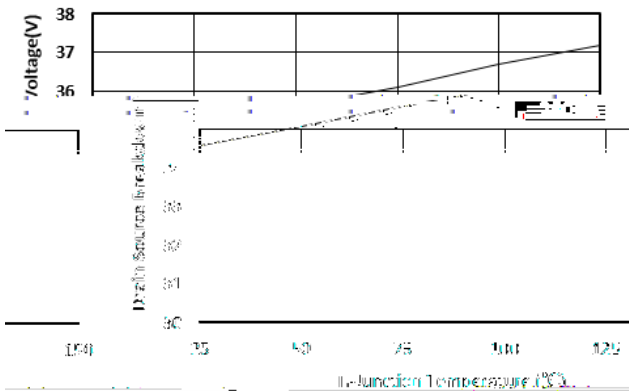


Figure9. Breakdown Voltage vs Temperature

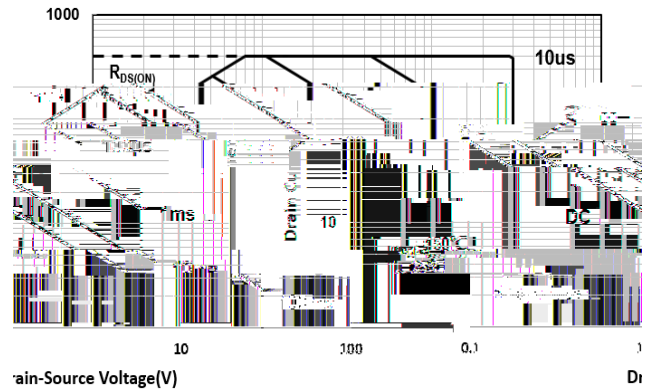


Figure10. Safe Operation Area

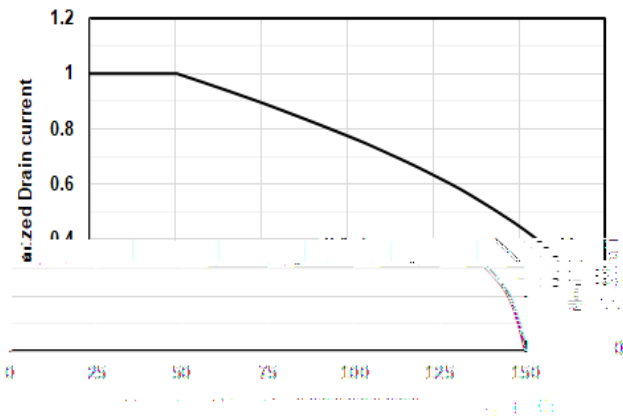


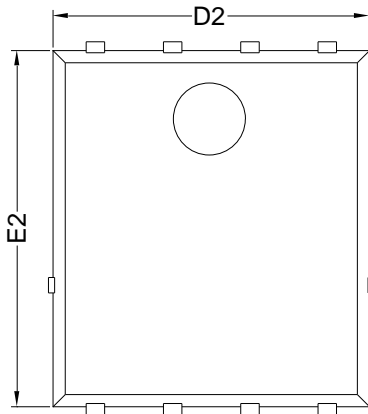
Figure11. Drain current vs. Case Temperature

YJG150




YJG150N03A

PDFN5060-8L-B-1.1MM Package Information



Top View



Bottom View

Side View

SYMBOL	MILLIMETER		
	MIN	NOM	MAX
D	5.15	5.35	5.55
E	5.95	6.15	6.35
A	1.00	1.10	1.20
A1	0.254 BSC		
A2			0.10
D1	3.92	4.12	4.32
E1	3.52	3.72	3.92
D2	5.00	5.20	5.40
E2	5.66	5.86	6.06
E3	0.254 REF		
E4	0.21 REF		
L1	0.56	0.66	0.76
L2	0.50 BSC		
b	0.31	0.41	0.51
e	1.27 BSC		

Note:

1. Controlling dimension: in millimeters.
2. General tolerance: ± 0.10 mm.
3. The pad layout is for reference purposes only.



YJG150N03A

Disclaimer