



## N-Channel Enhancement Mode Field Effect Transistor

### Product Summary

$V_{DS}$	100V
$I_D$	60A
$R_{DS(ON)}$ ( at $V_{GS}=10V$ )	8.6 mohm
100% EAS Tested	
100% $V_{DS}$ Tested	

### General Description

Split gate trench MOSFET technology  
Excellent package for heat dissipation  
High density cell design for low  $R_{DS(ON)}$   
Moisture Sensitivity Level 1  
Epoxy Meets UL 94 V-

**YJG60G10A**

---



## Typical Performance Characteristics

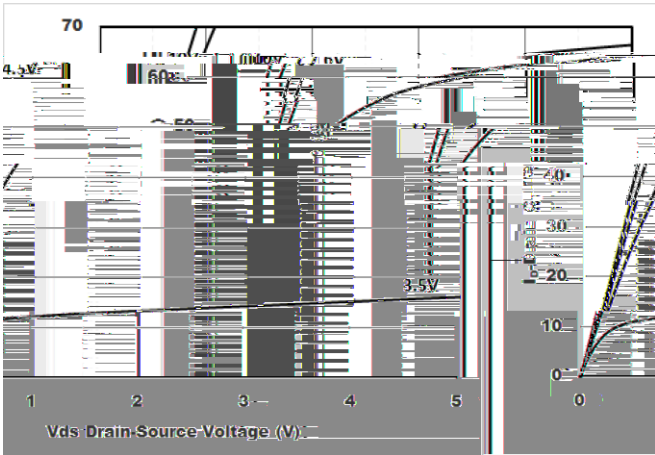


Figure1. Output Characteristics




Figure2. Transfer Characteristics

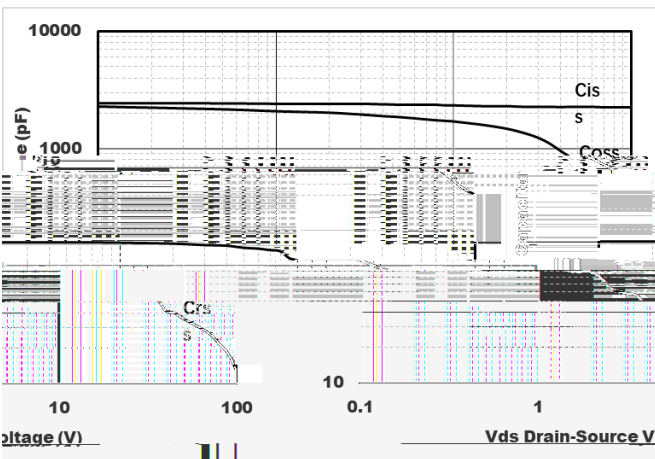


Figure3. Capacitance Characteristics

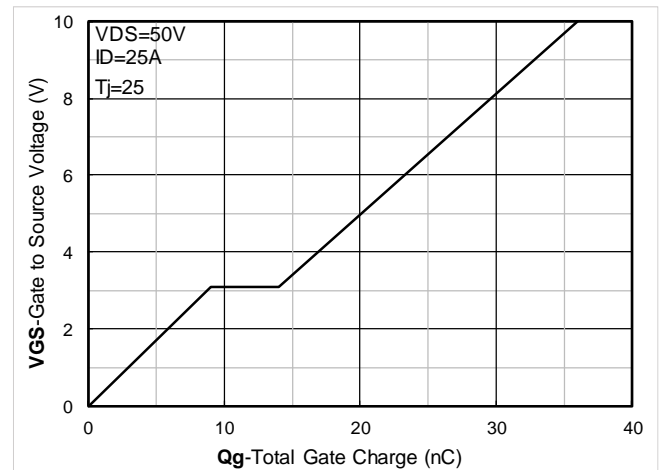


Figure4. Gate Charge

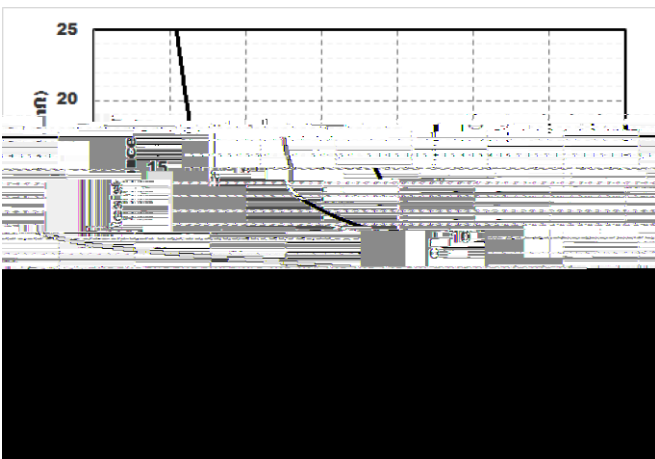


Figure5. : On-Resistance vs. Gate to Source Voltage

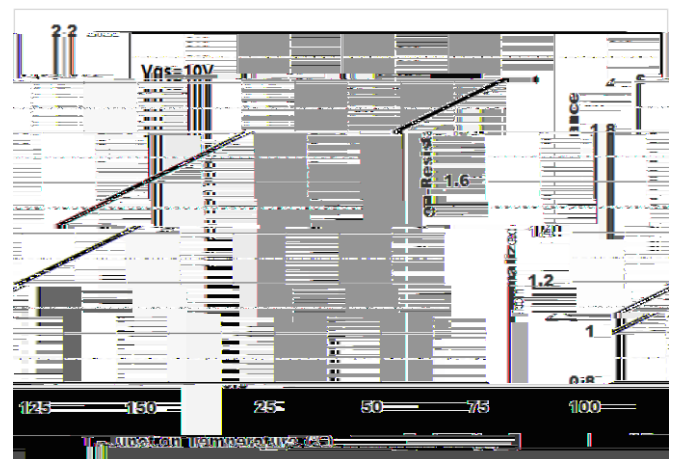


Figure6. Normalized On-Resistance



# YJG60G10A

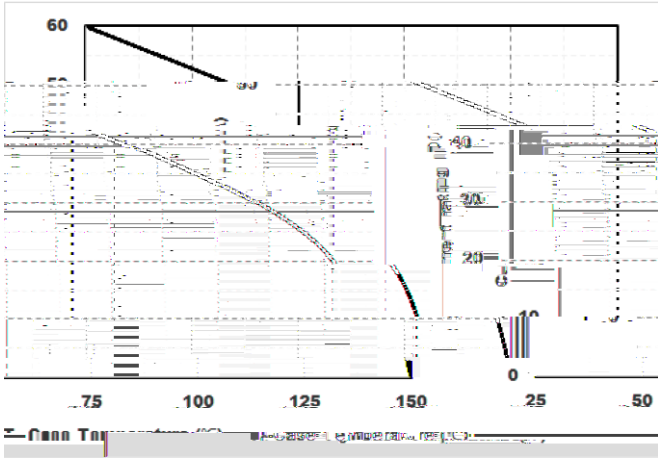


Figure7. Drain current

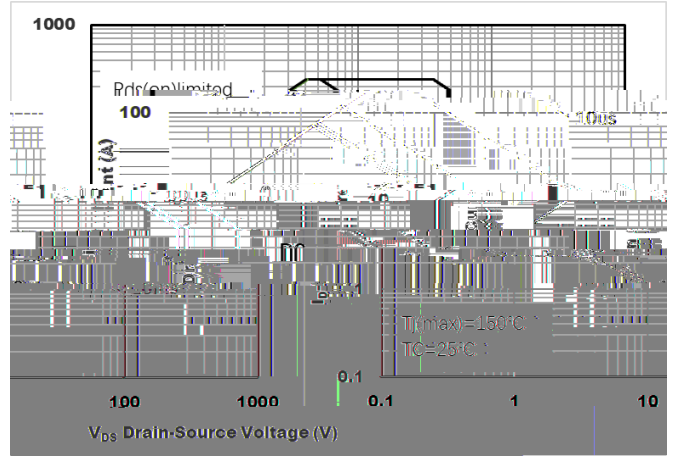


Figure8.Safe Operation Area

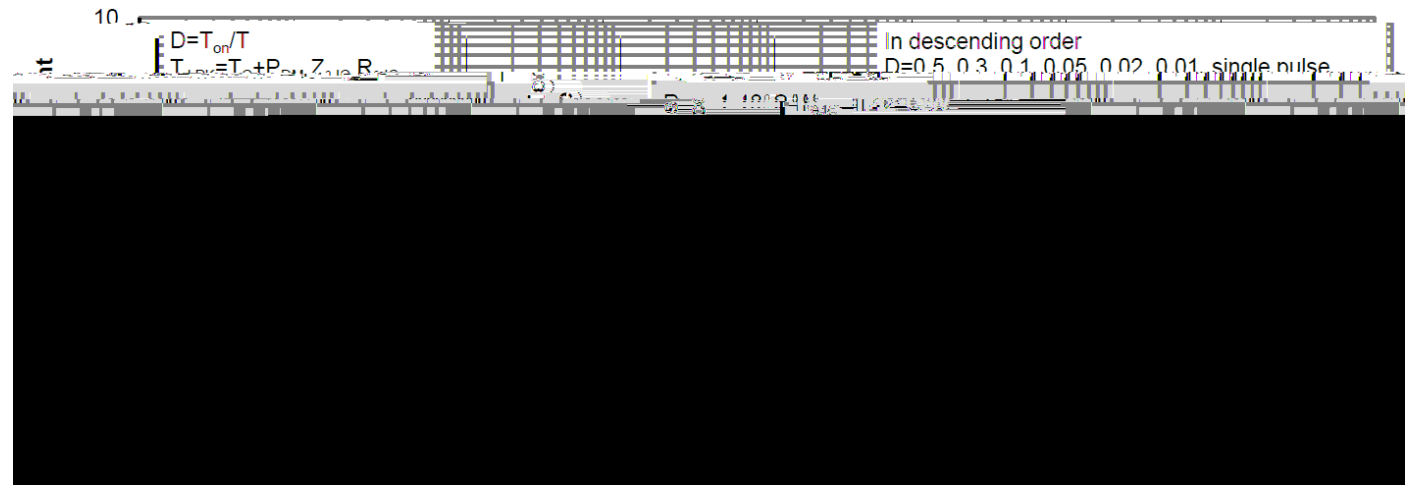
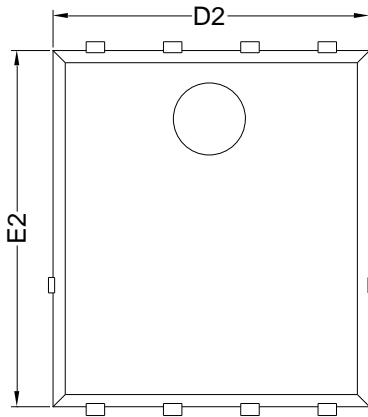


Figure9.Normalized Maximum Transient thermal impedance




# YJG60G10A

## PDFN5060-8L-B-1.1MM Package Information



Top View



Bottom View

Side View

SYMBOL	MILLIMETER		
	MIN	NOM	MAX
D	5.15	5.35	5.55
E	5.95	6.15	6.35
A	1.00	1.10	1.20
A1	0.254 BSC		
A2			0.10
D1	3.92	4.12	4.32
E1	3.52	3.72	3.92
D2	5.00	5.20	5.40
E2	5.66	5.86	6.06
E3	0.254 REF		
E4	0.21 REF		
L1	0.56	0.66	0.76
L2	0.50 BSC		
b	0.31	0.41	0.51
e	1.27 BSC		

Note:

1. Controlling dimension: in millimeters.
2. General tolerance:  $\pm 0.10$ mm.
3. The pad layout is for reference purposes only.



# YJG60G10A

---

## Disclaimer

The information presented in this document is for reference only. Yangzhou Yangjie Electronic Technology Co., Ltd. reserves the right to make changes without notice for the specification of the products displayed herein to improve reliability, function or design or otherwise.