



## P-Channel Enhancement Mode Field Effect Transistor

### Product Summary

$V_{DS}$	-100V
$I_D$	-0.8A
$R_{DS(ON)}$ ( at $V_{GS}=-10V$ )	600m
$R_{DS(ON)}$ ( at $V_{GS}=-4.5V$ )	650m

### General Description

Voltage controlled small signal switch  
Fast Switching Speed  
Moisture Sensitivity Level 1  
Epoxy Meets UL 94 V-0 Flammability Rating  
Halogen Free

### Applications

Power Management Functions  
Motor Control  
DC-DC convertor







# YJL600P10AJ

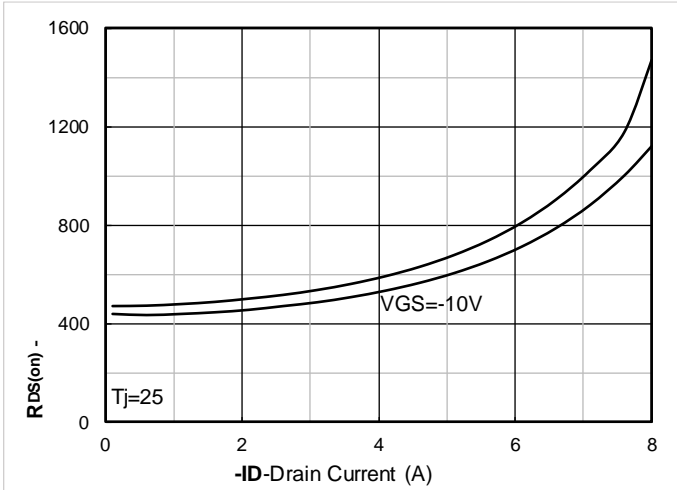


Figure 7. RDS(on) VS Drain Current

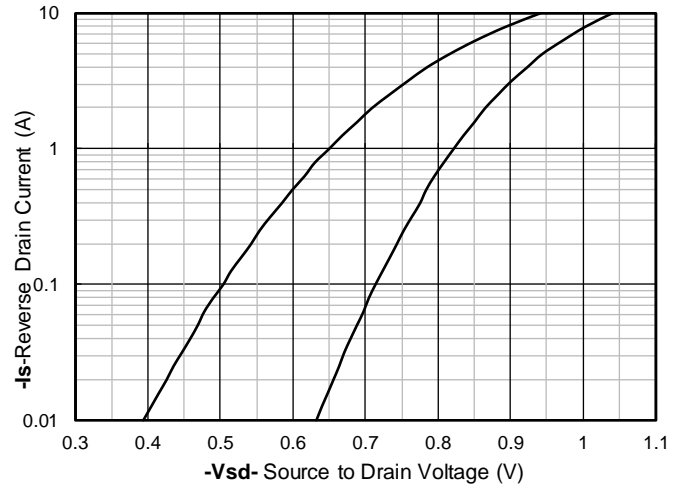


Figure 8. Forward characteristics of reverse diode

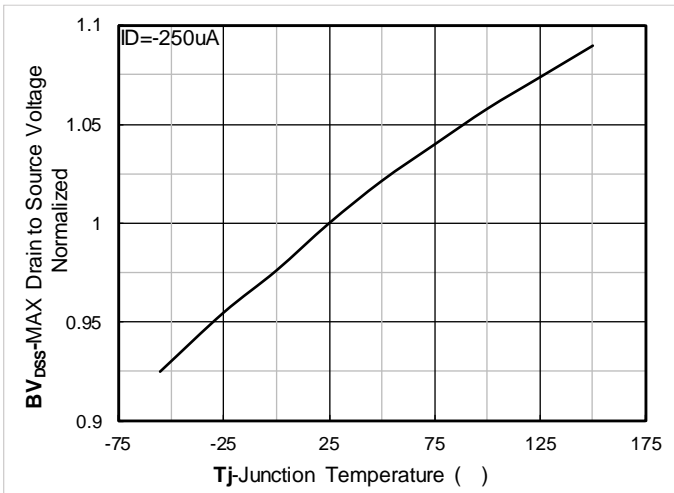


Figure 9. Normalized breakdown voltage

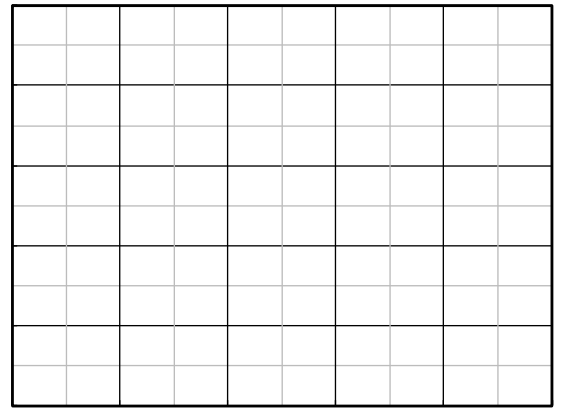


Figure 10. Normalized Threshold voltage



# YJL600P10AJ

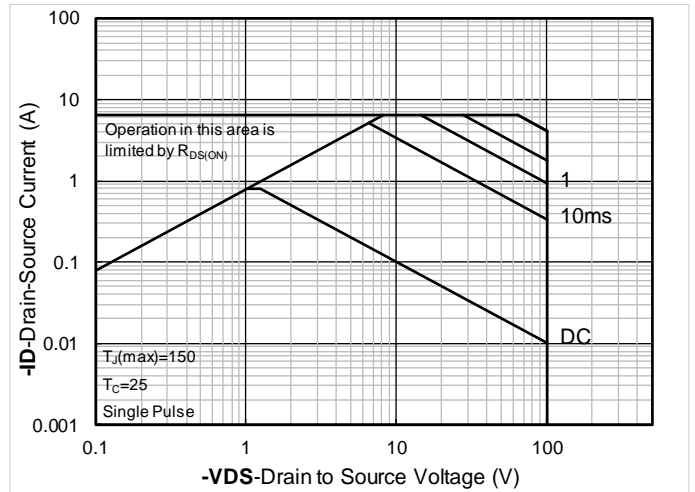
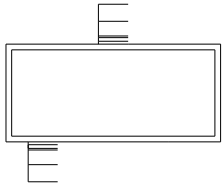


Figure 13. Maximum Transient Thermal Impedance

Figure 14. Safe Operation Area



SOT-23 Package information



UNIT mm

