



**YJS15G10A**

---



**Typical Performance Characteristics**

Figure1. Output Characteristics

Figure2. Transfer Characteristics

Figure3. Capacitance Characteristics

Figure4. Gate Charge

Figure5. Drain



# YJS15G10A




Figure7. Drain current

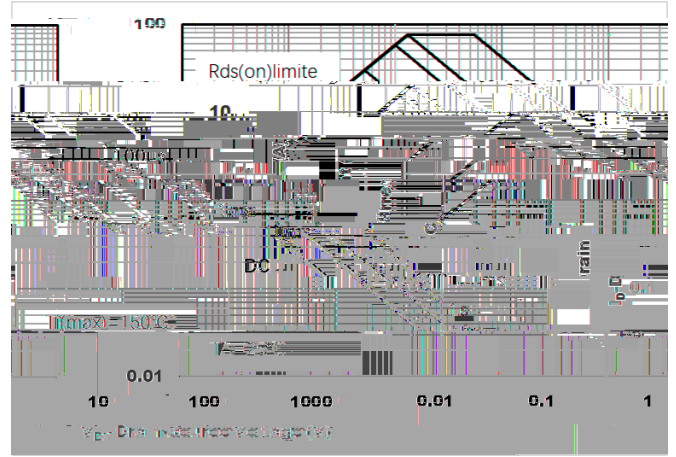


Figure8. Safe Operation Area




Figure9. Normalized Maximum Transient Thermal Impedance



## SOP-8 Package information

SYMBOL	MIN.		
	0.053	0.069	
B	0.004	0.010	
		0.061	
D		0.020	
E			
F			
G	0.050BSC		1.270BSC
H			
J			
K			

