

YJT33C60HJ

Electrical Characteristics ($T_J=25$ unless otherwise noted)

Parameter	Symbol	Conditions	Min	Typ	Max	Units
Static Parameter						
Drain-Source Breakdown Voltage	BV_{DSS}	$V_G = 0V, I_D = 0$	600	-	-	V
		$V_G = 0V, I_D = 10mA$	600	-	-	V
Zero Gate Voltage Drain Current	I_{DSS}	$V_{DS}=600V, V_{GS}=0V$	-	-	1	



YJT33C60HJ

Typical Electrical and Thermal Characteristics Diagrams

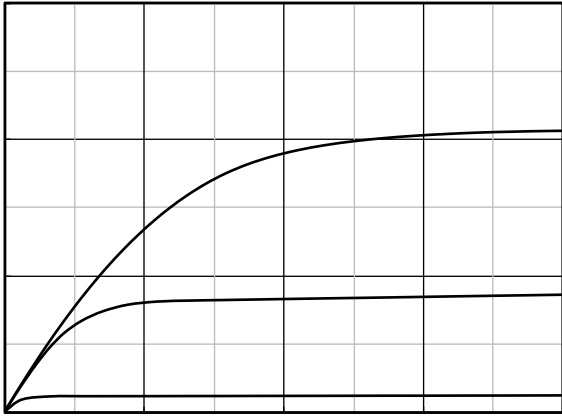


Figure 1. Output Characteristics

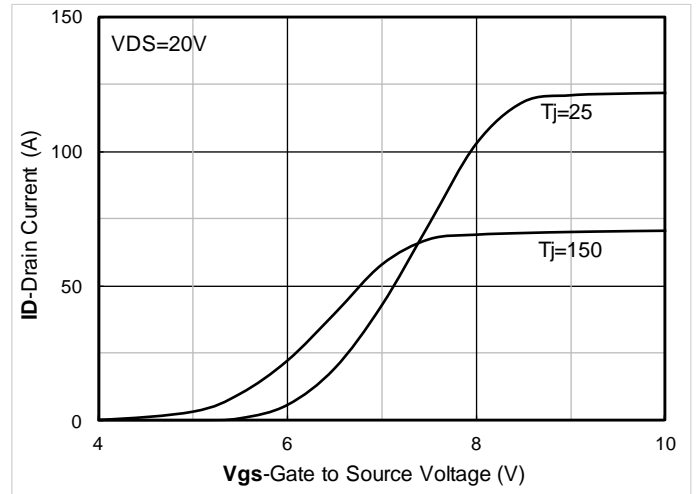


Figure 2. Transfer Characteristics

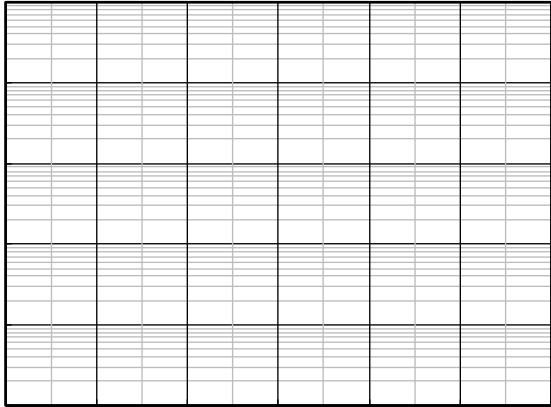


Figure 3. Capacitance Characteristics

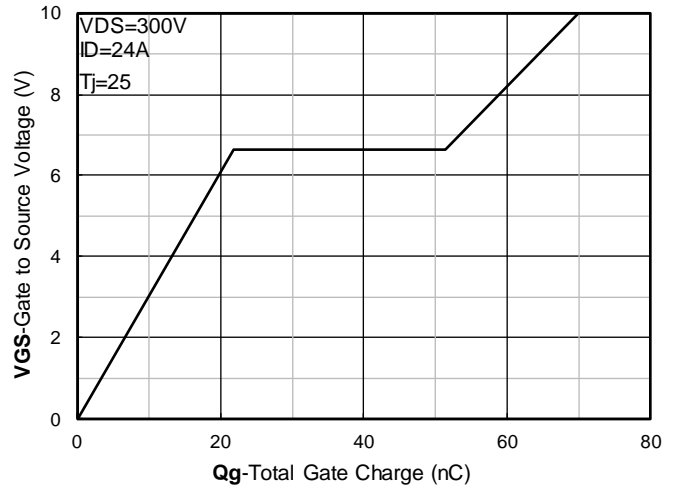


Figure 4. Gate Charge

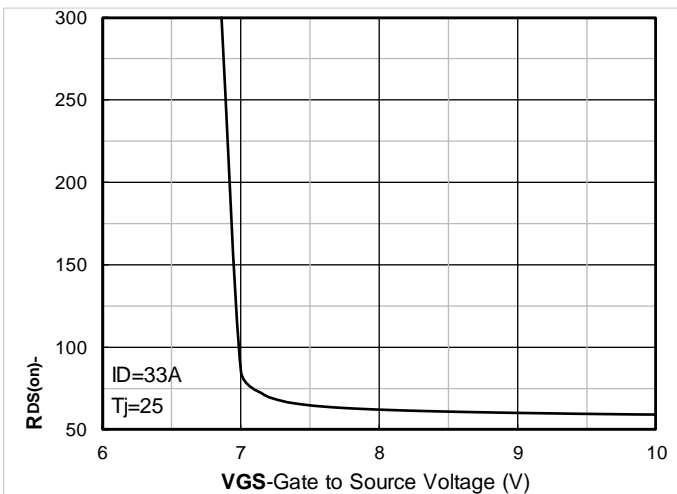


Figure 5. On-Resistance vs Gate to Source Voltage

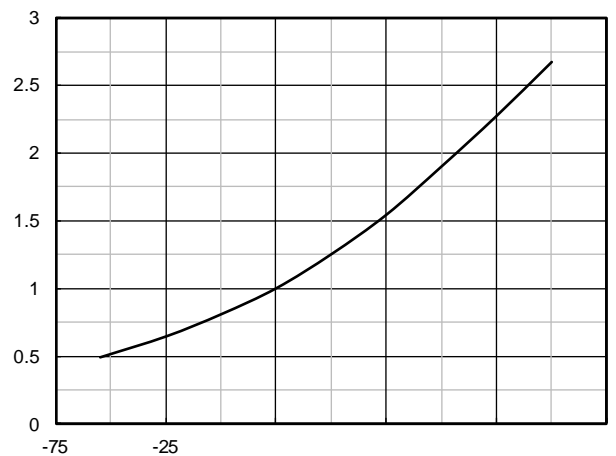


Figure 6. Normalized On-Resistance




Figure 13. Maximum Transient Thermal Impedance

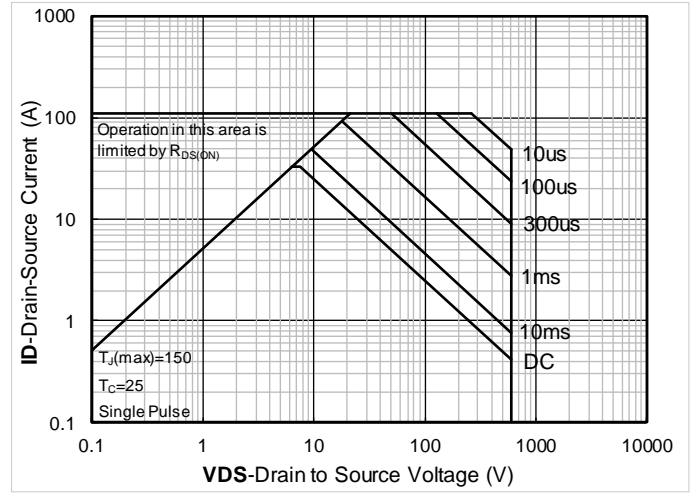


Figure 14. Safe Operation Area

Test Circuits & Waveforms

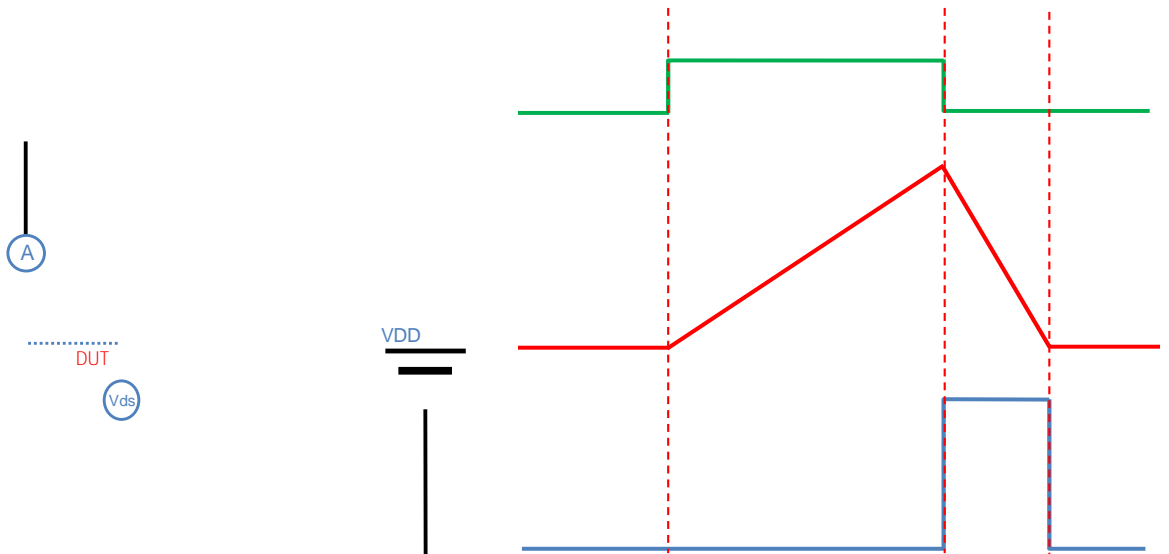


Figure A. Unclamped Inductive Switching (UIS) Test Circuit & Waveform



Figure B. Gate Charge Test Circuit & Waveform

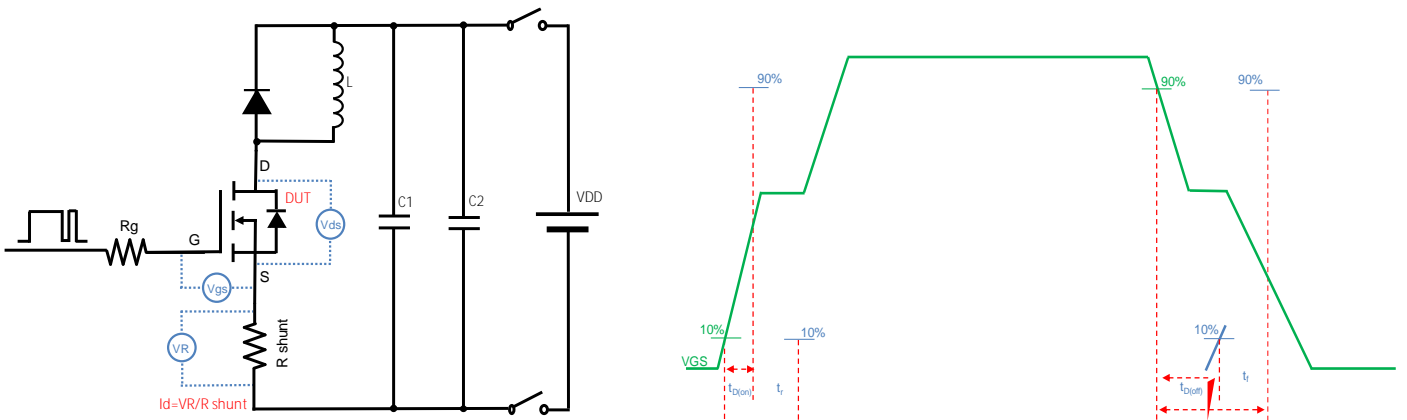


Figure C. Resistive Switching Test Circuit & Waveform

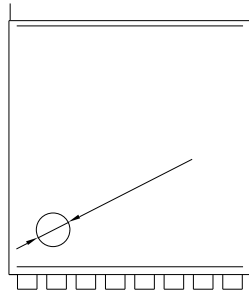


Figure D. Diode Recovery Test Circuit & Waveform



YJT33C60HJ

TOLL Package information



H

SYMBOL	MILLIMETER		
	MIN	NOM	MAX
A	2.2	2.3	2.4
A1	1.7	1.8	1.9
b	0.7	0.8	0.9
b1	9.7	9.8	9.9
b2	1.1	1.2	1.3
c	0.4	0.5	0.6
D	10.28	10.38	10.48
D1	10.98	11.08	11.18
D2	3.2	3.3	3.4
D3	4.45	4.55	4.65
E	9.8	9.9	10
E1	8	8.1	8.2
e	1.2 BSC		
H	11.58	11.68	11.78
H1	6.95 BSC		
i	0.1 REF		
j	0.46 REF		
L	1.5	1.6	1.7
L1	0.6	0.7	0.8
L2	0.5	0.6	0.7
L3	0.3	0.4	0.5
Q	8 REF		
R	3.0	3.1	3.2

Note:

1. Controlling dimension: in millimeters.
2. General tolerance: ± 0.03 mm.
3. The pad layout is for reference purposes only.



YJT33C60HJ

Disclaimer

The information presented in this document is for reference only. Yangzhou Yangjie Electronic Technology Co., Ltd. reserves the right to make changes without notice for the specification of the products displayed herein to improve reliability, function or design or otherwise.

The product listed herein is designed to be used with ordinary electronic equipment or devices, and not designed to be used with equipment or devices which require high level of reliability and the malfunction of which would directly endanger human life (such as medical instruments, transportation equipment, aerospace machinery, nuclear-