





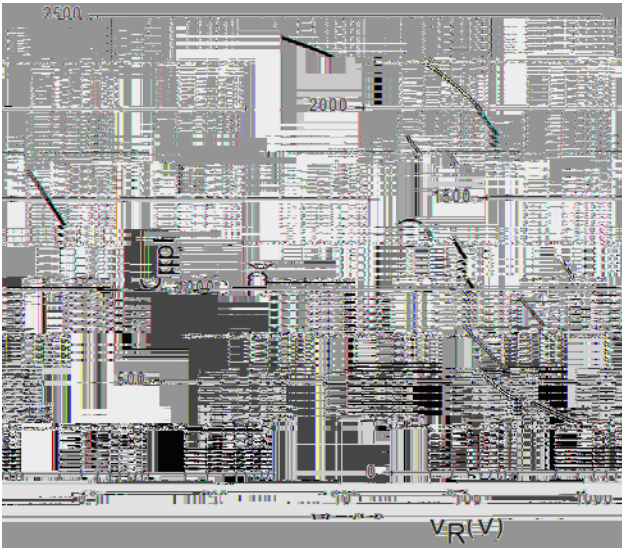
# YJD106520BQG3

## Electrical Characteristics



PARAMETER	SYMBOL	UNIT	TEST CONDITIONS	Typ.	Max.
RUZDUG YROWDJH GURS			9 9 \$ M f &		
			9 9 \$ M f &		



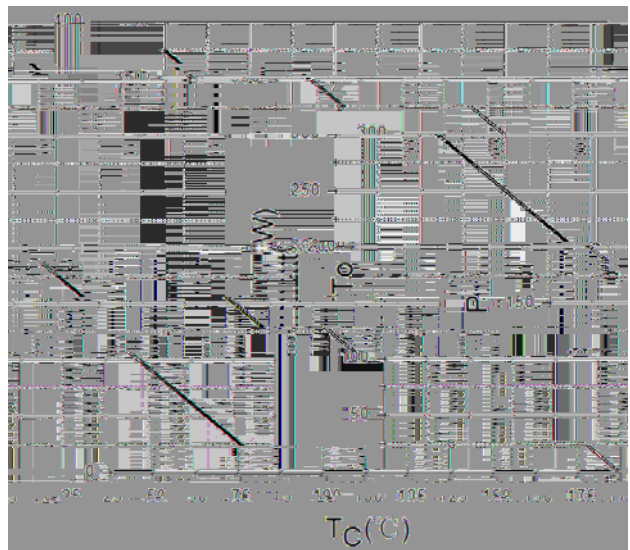
# YJD106520BQG3




)LJXUH & DSDFLWDQFH9R0W5HY XUH 7RWDO)LDSDFLWDQFH & KDUJH YV




)LJXUH & DSDFLWDQFHJ6WRU



)LJXUH 3RZHU 'HUDW



)LJXUH & XUJHQW 'HUDWLQ

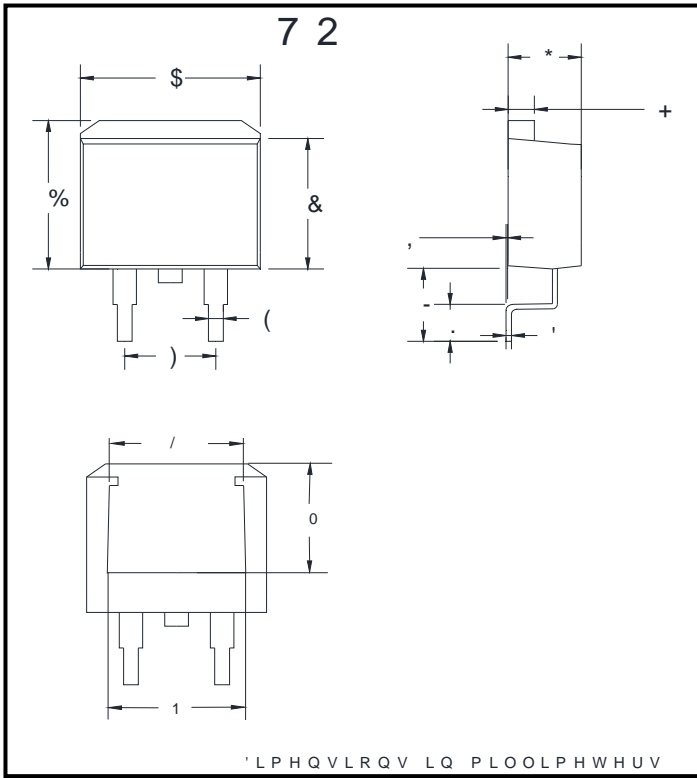


)LJXUHJHQW7ZKQV PDO , PSHGDQFH



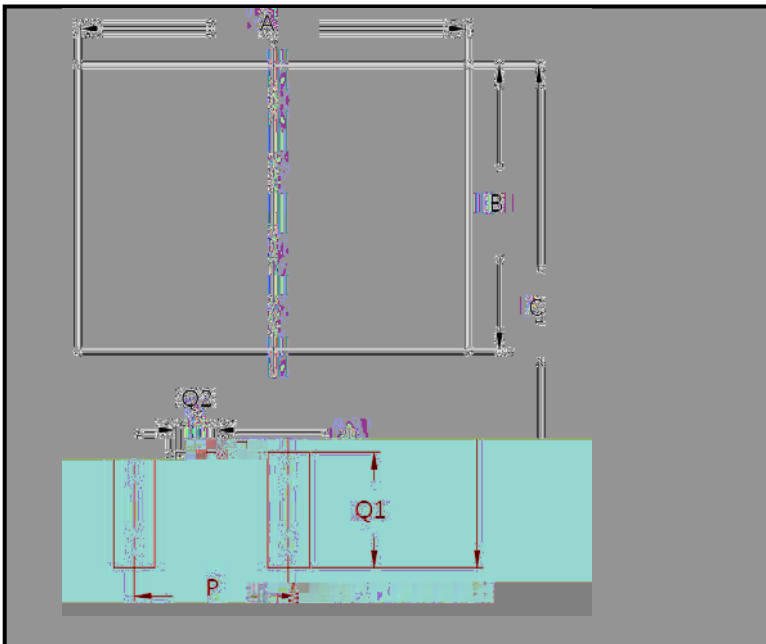
# YJD106520BQG3

## vOutline Dimensions



TO-263		
'LP	0LQ	0D
\$		
%		
&		
'		
(		
)		
*		
+		
,		
-		
.		
/		
0		
1		

## vSuggested Pad Layout



Dim	Millimeters
\$	
%	
&	
3	
4	
4	

