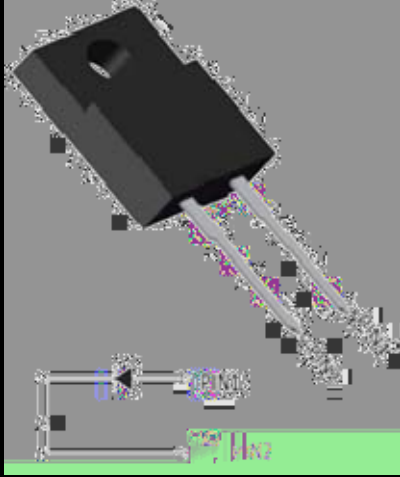


9 ₅₅₀	9
9 _A f&	\$
4&	Q &



5HYHUVH YROWDJH ' & # 7 _M f&	9&	9
--	----	---

F f&			
1RQ UHSHWLWLYH SHDN IRUZDUG VXUJH FXUHQW # 7 _F f& WS PV +DOI 6LQH :DYH 9 ₆₀		\$	
3RZHU 'LVVLS-DWJ&RQ# 7	3 ₇₂₇		:
3RZHU 'LVVLS-DWJ&RQ# 7			
LW 9DOXH# 7F f& WS PV	GW	6\$e L	
2SHUDWLQJ MXQFWLRQ DQG 6WRUDJH PSHU DWXUH UDQJH 7WR			



YJD112010FQG2

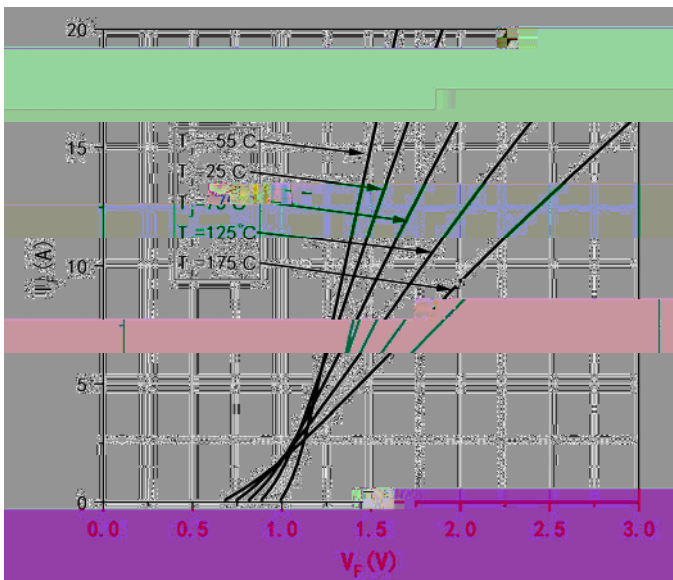
Electrical Characteristics

PARAMETER	SYMBOL	UNIT	TEST CONDITIONS	Typ.	Max.
)RUZDUG YROWDJH GURS)) \$ M f &		
) \$ M f &		
5HYHUVH OHNDNJH FXUUHQW	5		9 ₅ 9 M f &		
			9 ₅ 9 M f &		
7RWDO FDSDFLWLYH FKDUJH	&		9 ₅ 9 M f & 4 & 9 G 9		
7RWDO FDSDFLWDQFH			9 ₅ 9 I 0 +=		
			9 ₅ & 9 I S 0 +=		
			9 ₅ 9 I 0 +=		
&DSDFLWDQFH 6WRUHG (QHUJ\	&		5 9 -		

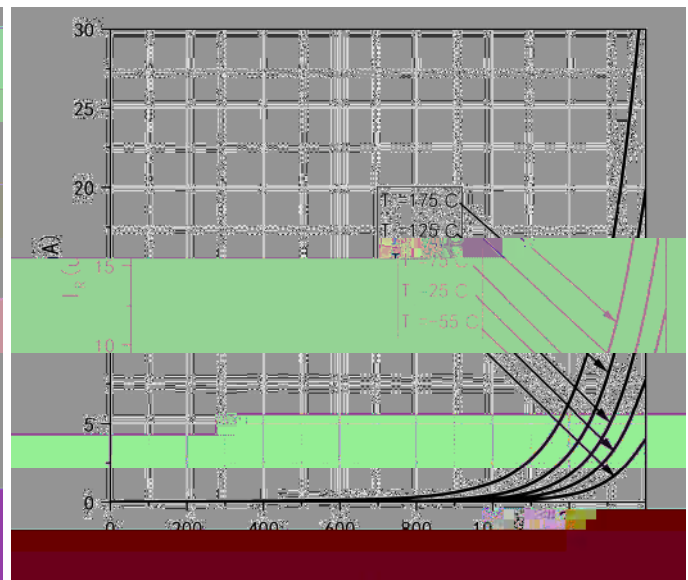
Thermal Characteristics

PARAMETER	SYMBOL	UNIT	VALUE
7KHUPDO UHVLVWDQFH	5 . &	f & :	

Typical Characteristics



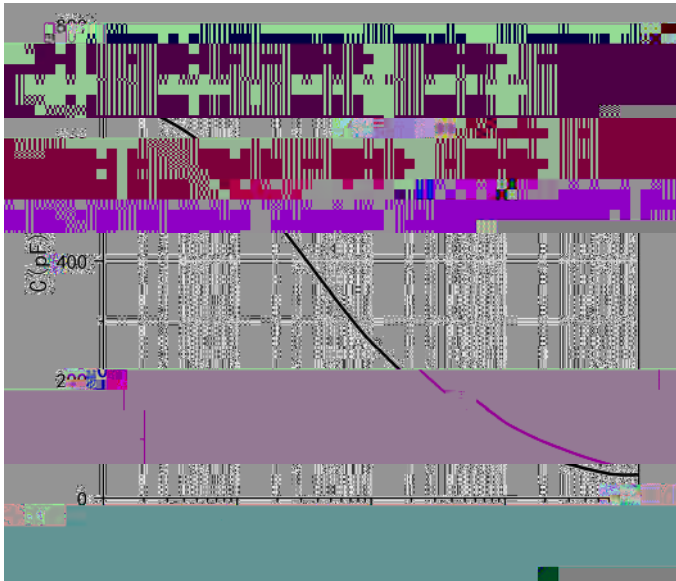
)LJXUH)RUZDUG WKBDFWHU



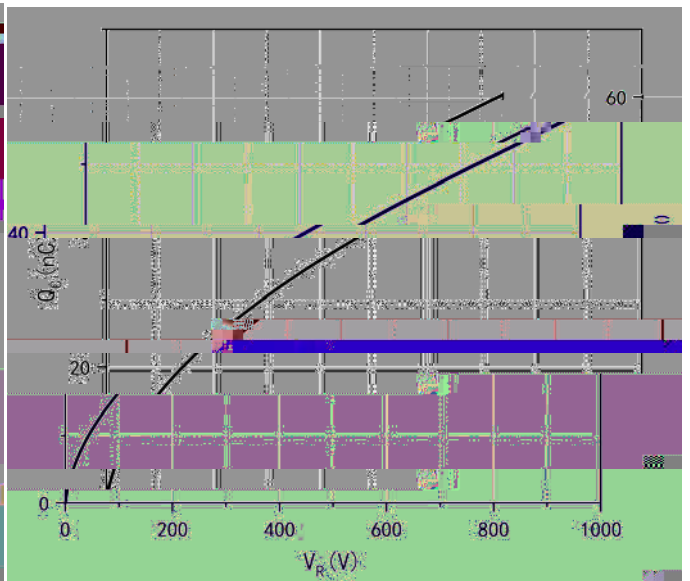
)LJXUH 5HYHUVH &KDUDFWHULV



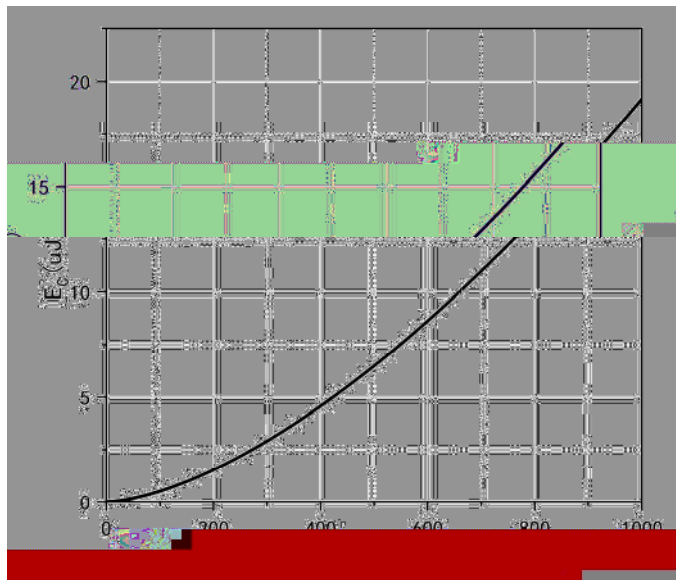
YJD112010FQG2



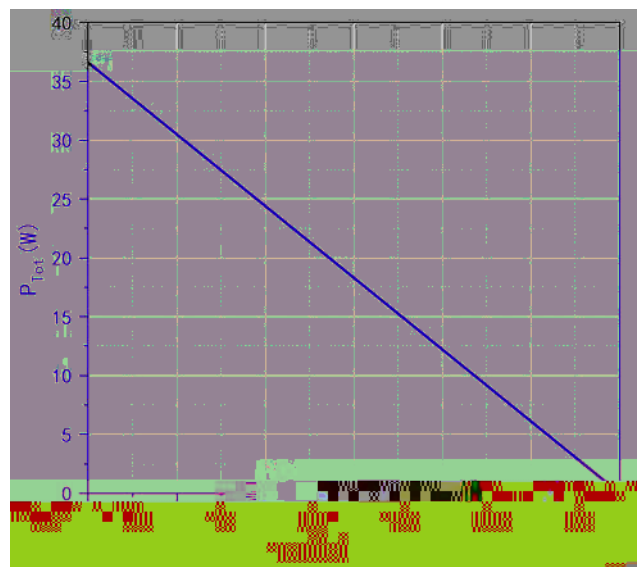
)LJXUH & DSDFHQBQFH YROWDJH



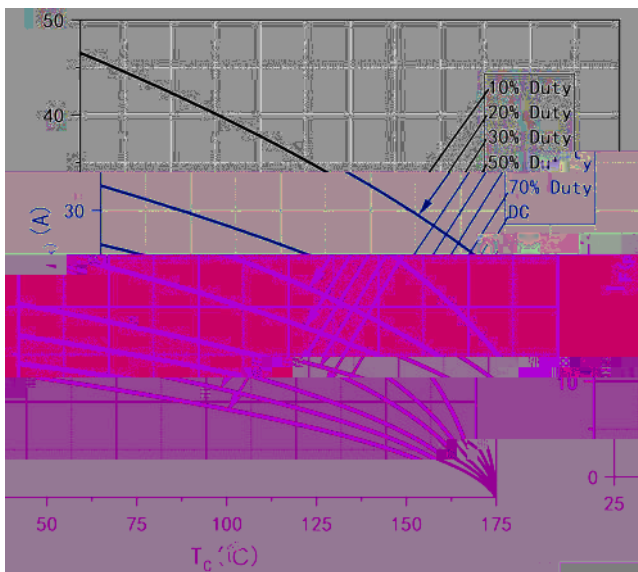
)LJXUH 7RWDO & DSDFLWDQFH & KDUJ



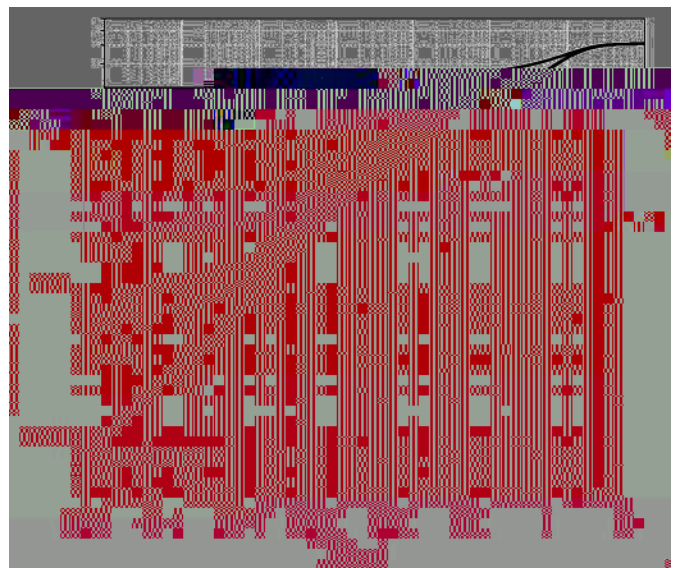
)LJXUH & DSDFLWDQFHJ&WRU



)LJXUH 3RZHU 'HUD



)LJXUH & XUUHQW 'HUDWLQ



)DQXWHQW7UKHUPDO , PSHGDC



YJD112010FQG2

Outline Dimensions

