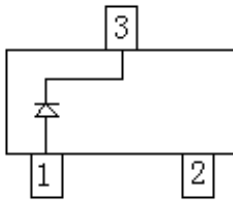


BAS101

Small-Signal Switching Diodes



SOT-23



Features

Typical Applications

Mechanical Data

Package
Terminals

Marking:

Maximum Ratings

PARAMETER	SYMBOL	UNIT	Conditions	VALUE

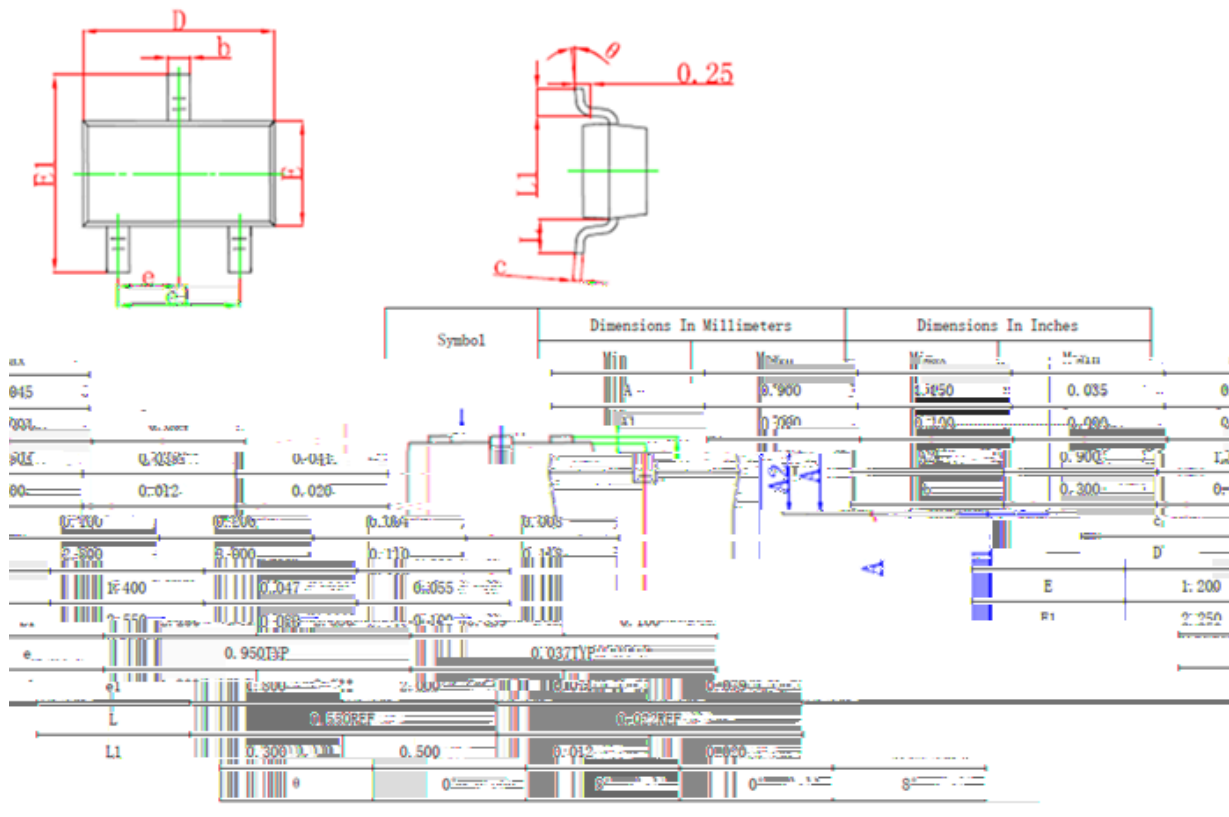
Electrical Characteristics

PAR	e		/	CE	
				I_F 100mA	1 " 1
Maximum Reverse current	I_R	nA		V_R 12) 0V	1) 0
Minimum Breakdown voltage	V_{BR}	V		I_R 100 μ A	2) 0
Maximum Diode capacitance	C_D	pF		V_R 10V \checkmark f 11MHz)
Maximum Reverse recovery time	t_{rr}	ns		IF 1 IR 130 mA \checkmark RL 100 \checkmark IRR 13mA) 0

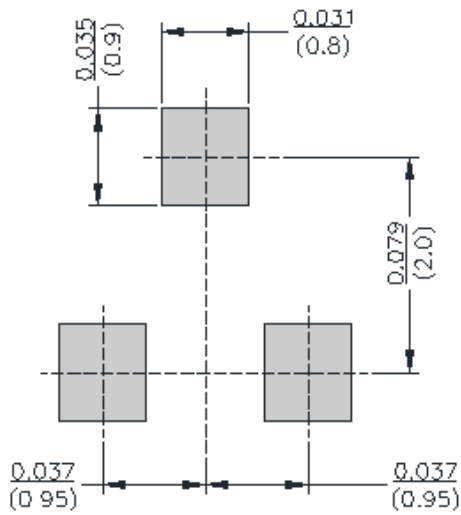


BAS101

SOT-23 Package Outline Dimensions



SOT-23 Soldering Footprint





BAS101

Disclaimer
