



&G7)*) ,

.....



9`YWhf]WU`7 \UfUWhYf]gh]Wg` (Ta=25 unless otherwise specified)

Parameter	Symbol	Unit	Test Conditions	Min	Max	Typ
Collector-base breakdown voltage	V_{CBO}	V	$I_C=50\mu A, I_E=0$	60		
Collector-emitter breakdown voltage	V_{CEO}	V	$I_C=1mA, I_B=0$	50		
Emitter-base breakdown voltage	V_{EBO}	V	$I_E=50\mu A, I_C=0$	7		
Collector-base cut-off current	I_{CBO}	μA	$V_{CB}=60V, I_E=0$			0.1
Emitter-base cut-off current	I_{EBO}	μA	$V_{EB}=7V, I_C=0$			0.1
DC current gain	h_{FE}		$V_{CE}=6V, I_C=1mA$	120		560
Collector-emitter saturation voltage	$V_{CE(sat)}$	V	$I_C=50mA, I_B=5mA$			0.4
Transition frequency	f_T	MHz	$V_{CE}=12V, I_C=2mA, f=100MHz$		160	
Collector-base output capacitance	C_{ob}	pF	$V_{CB}=12V, I_E=0, f=1MHz$		2.0	3.5

7@5GG:::75H-CB`C: `<: 9`

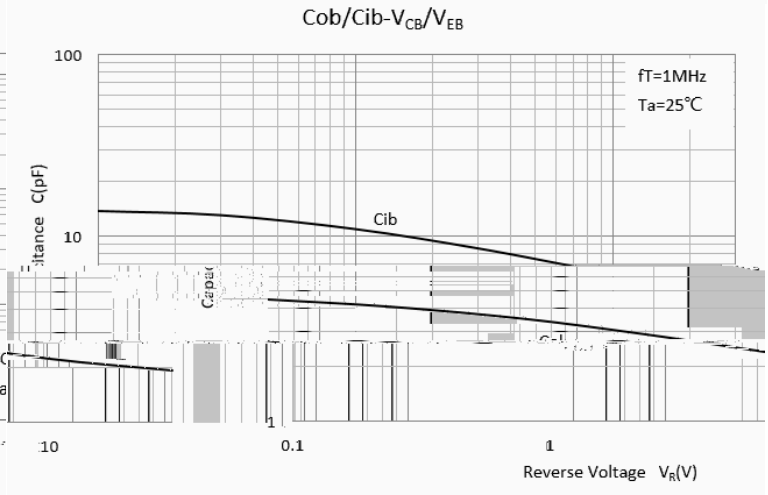
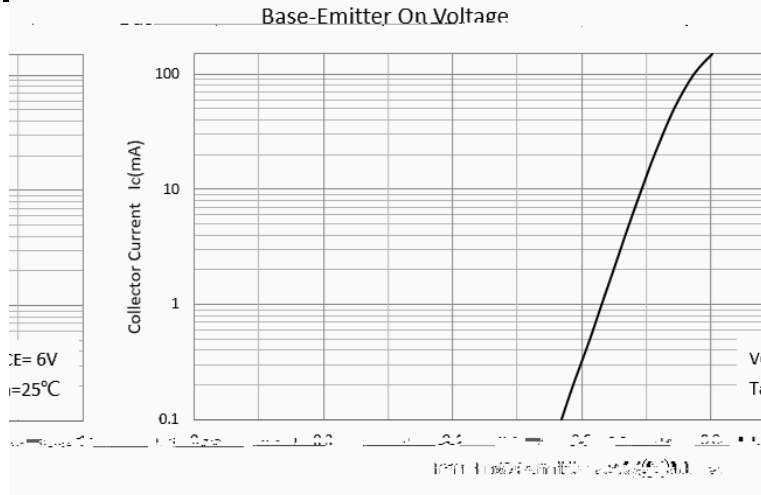

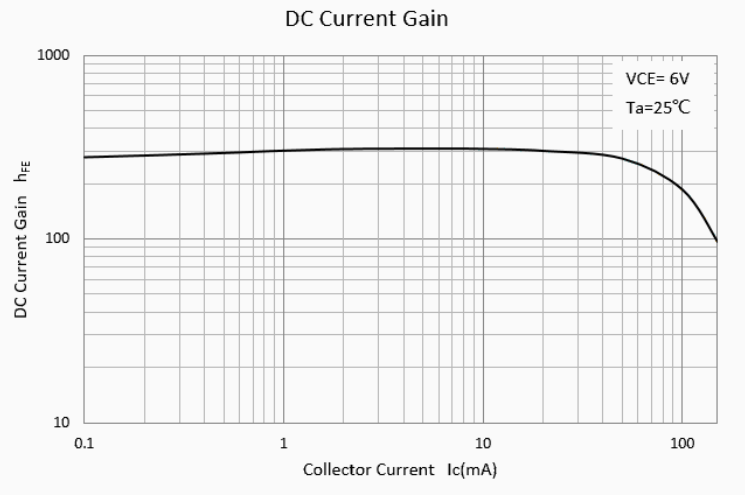
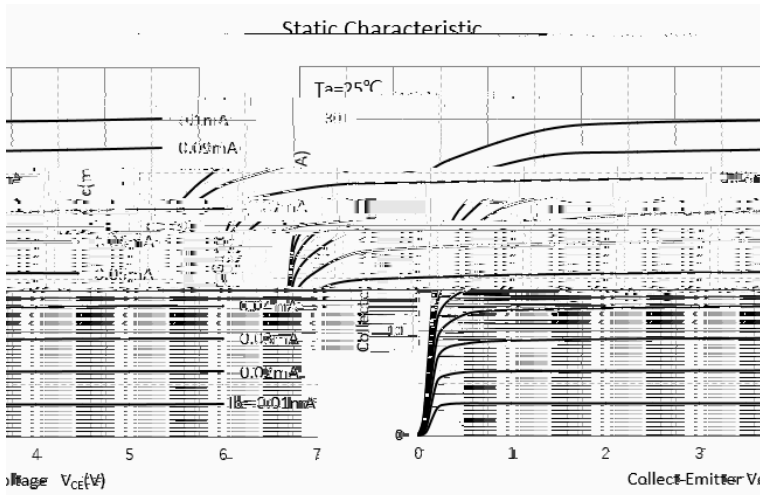
Parameter	Q	R	S
FUB`Y`	120-270	180-390	270-560

CfXYf]b [`:bZcf a Uh]cb (Example)

DF9:9F98`D#B`	D57?`B;` 7C89`	I B-H` K9=: ; <Hfl[L`	A:B=A I A` D57?5 ; 9fidWgt`	:BB9F`6CL` E I 5BH:HMfidWgt`	C I H9F`75FHCB` E I 5BH:HMfidWgt`	89@:J9FM`AC89`
2SC5658	F2	Approximate 0.0013	8000	80000	320000	7" reel



'7\UfUWhYf]gh]Wg (Typical)





&G7) *),

8]gW'U]a Yf`
.

The information presented in this document is for reference only. Yangzhou Yangjie Electronic Technology Co., Ltd. reserves the