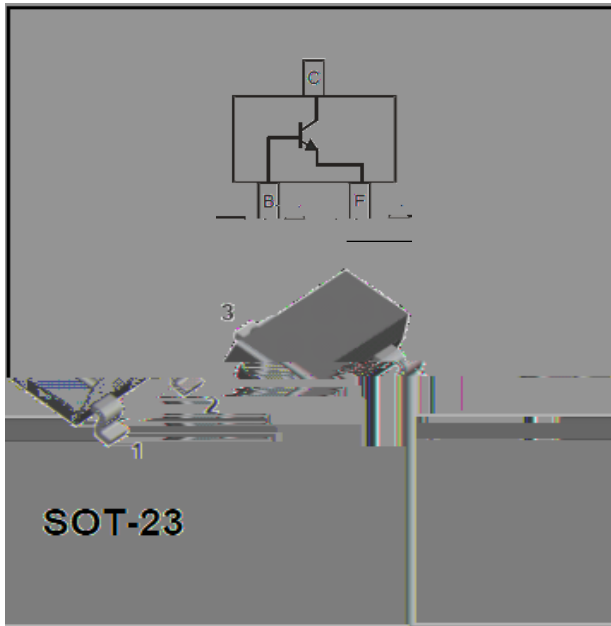


NPN Transistor



Features

- Epoxy meets UL-94 V-0 flammability rating
- Halogen free available upon request by adding suffix "HF"
- Moisture Sensitivity Level 1
- High Conductance
- Surface mount package ideally Suited for Automatic Insertion

Mechanical Data

- Package:** SOT-23
- Molding compound meets UL 94 V-0 flammability rating, RoHS-compliant, halogen-free
- Terminals:** Tin plated leads, solderable per J-STD-002 and JESD22-B102
- Marking:** 1P

Maximum Ratings (Ta=25 unless otherwise noted)

Item	Symbol	Unit	Value
Collector-Base Voltage	V_{CBO}	V	75
Collector-Emitter Voltage	V_{CEO}	V	40
Emitter-Base Voltage	V_{EBO}	V	6
Collector Current	I_C	mA	600
Collector Power Dissipation	C	M	-55 to +150

00%7 \$

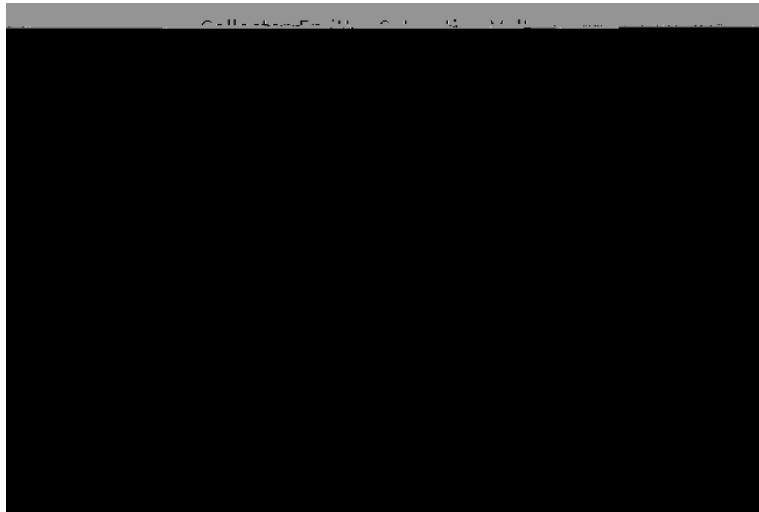
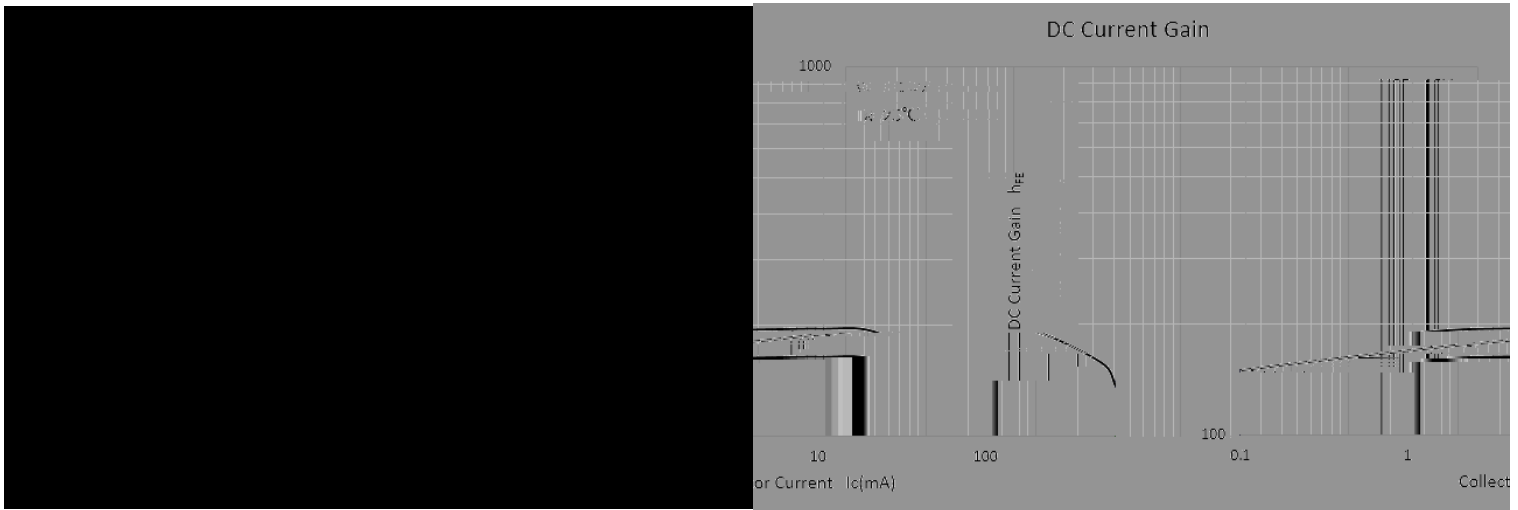
v(OHFWULFDO & KDUDFWXUDMWWLFRWKHUZLVH QRWHG

,WHP	6\PERO	8QLW	&RQGLWLRQV	0LQ	7\S	0D[
&ROOHFWRU EDVH EUHDNGRZQ YROWDJH 9			, & X\$,(
&ROOHFWRU HPLWWHU EUHDNGRZQ YROWDJH			, & P\$,9%			
(PLWWHU EDVH EUHDNGRZQ YROWDJH 9			, (9\$, &			
&ROOHFWRU HPLWWHU FXW RII FXUUHQWQ\$			9 & (9 , 9 (% 9			
&ROOHFWRU EDVH FXW RII FXUUHQW			9 & %, 9 , (
(PLWWHU EDVH FXW RII FXUUHQW			9 (% 9 , &			

' & FXUUHQW JDLQ	K _i		9 & (9 , & P\$			
	K _i		9 & (9 , & P\$			
	K _i		9 & (9 , & P\$	"rf		rfaf,,TyQP
	K _i		9 & (9 , & P\$			



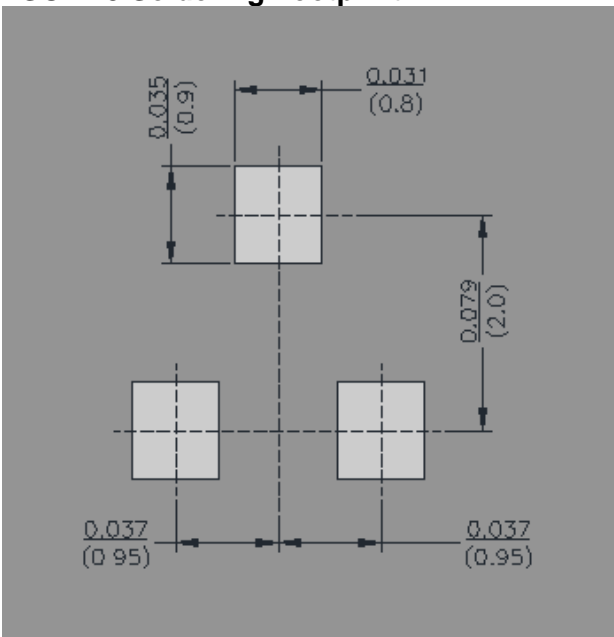
Characteristics (Typical)



SOT-23 Package Outline Dimensions



SOT-23 Soldering Footprint





Disclaimer

The information presented in this document is for reference only. Yangzhou Yangjie Electronic Technology Co., Ltd. reserves the right to make changes without notice for the specification of the products displayed herein to improve reliability, function or design or otherwise.

The product listed herein is designed to be used with ordinary electronic equipment or devices, and not designed to be used with equipment or devices which require high level of reliability and the malfunction of which would directly endanger

gem