

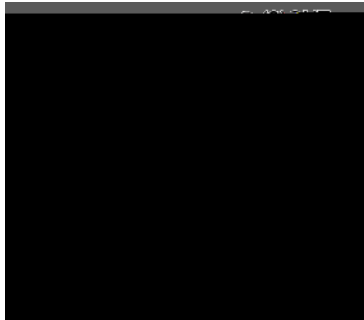



# DTA123JCA

RoHS

www.infoc.com

## PNP Digital Transistors (Built-in Resistors)



### Features

- z 0RLVWXUH VHQ<sup>3</sup>LWLYLW\ OHYHO
- z +DORJHQ IUHH DQG 5R+6 FRPSOL
- z 6XUIDFH PRXQW SDFNDJH LGHDOO
- DXWRPDWL<sup>3</sup> LQVHUWLRQ

### Application

- z 6LJQDO DPSOLILFDWLRQ
- z 6ZLWFKLQJ FLUFXLW

### Mechanical data

- z Package! 6 2 7<sup>3</sup>
- z Terminalso! 7LQ SODWHG OHDG<sup>3</sup> VROO
- 67' DQG -(6' o<sup>3</sup>%

### vMaximum Ratings

Item	Symbol	Unit	Conditions	Value
'HYLFH PDUNLQJ FRGH				(
6XSSO\ YROWDJH	&&	9	9	
,QSXW YROWDJH	,1	9		WR
2XWSXW FXUUHQW	2	P\$		
3RZHU GLVVLSDWLRQ	3	P:		
-XQFWLRQ WHPSHUDWXUH	-	-	7	WR
6WRUDJH WHPSHUDWXUH	67'	-	7	WR

0<sup>3</sup>  
0<sup>3</sup>  
0<sup>3</sup>  
0<sup>3</sup>  
0<sup>3</sup>  
0<sup>3</sup>  
0<sup>3</sup>  
0<sup>3</sup>  
0<sup>3</sup>  
0<sup>3</sup>  
0<sup>3</sup>



# DTA123JCA

---

03

v **Electrical Characteristics**

D7 qà 8QOHVV RWKHUZLVH VSHFLILHG



Item



# DTA123JCA

03

## vCharacteristics



03

03


03



# DTA123JCA

03

## v Outline Dimensions



03

Note:

- All dimensions are in millimeters (mm) unless otherwise specified.  
[所有尺寸均以毫米为单位, 除非另有说明]
- General tolerances:  $\pm 0.10\text{mm}$  unless otherwise specified.  
[通用公差为  $\pm 0.10\text{mm}$ , 除非另有说明]
- Dimensions and tolerances per ASME Y14.5M-2018.  
[尺寸和公差按 ASME Y14.5M-2018 标准]
- Dimensions for holes and slots shall not exceed 0.15 mm in maximum.  
[所有尺寸均不包括毛刺和切口设备。槽与切口设备的尺寸最大不得超过 0.15mm]
- Dimensions L and L1 are the overall extreme outer dimensions of the mold compound. They include mold flash, lead flash, protrusions and burrs but include the maximum allowable mold mismatch.  
[L 和 L1 是总尺寸。L 和 L1 是型腔的总尺寸。它们包括型腔溢料、浇口溢料、凸起和毛刺，但包括最大允许的型腔不匹配。]
- Dimensions W and W1 are the overall extreme outer dimensions of the mold compound. They include mold flash, lead flash, protrusions and burrs but include the maximum allowable mold mismatch.  
[W 和 W1 是总尺寸。W 和 W1 是型腔的总尺寸。它们包括型腔溢料、浇口溢料、凸起和毛刺，但包括最大允许的型腔不匹配。]
- Dimensions H and H1 are the overall extreme outer dimensions of the mold compound. They include mold flash, lead flash, protrusions and burrs but include the maximum allowable mold mismatch.  
[H 和 H1 是总尺寸。H 和 H1 是型腔的总尺寸。它们包括型腔溢料、浇口溢料、凸起和毛刺，但包括最大允许的型腔不匹配。]

the sealing plane.  
[成型的盲孔应为同一平面, 共面性最大为 0.1mm]

★ in the drawing size.  
[★ 标记为关键尺寸]

03

03  
03  
03

03

03



# DTA123JCA

03

## Disclaimer

7KH LQIRUPDWLRQ SUHVHQWHG LQ WKLV DOKUMENT QMRLHU (OHFWURQLF ROKROF  
ULJKW WR PDNH FKDLFHV ZLWKRXVSKRULWURGXERQ/ FGLWSOD\HG KHUHLQ WR GPSURQ  
RU RWKHUZLVH

7KH SURGXFW OLVWHG KHUHLQ LV GHOLJHWRGRFEHTXVSBHQLWKRURGHYLFHWWKQG  
HTXLSPHQW RU GHYLFHV ZKLFK UHTGLWKHEDIOIXQFHWLFRQWRHQLDEKLORWODXGKUDFWO  
PHGLFDO LQVWUXDQWHTXDSRISQWWDHUURQSBHIDPDFKLDFWRUFRQWUROOHWWIX  
GHYLFHV <DQJMLH RU DQ\RQH RQ LWV\OE\WKDQI OD\EX\PHW\QIRWHDVSRQD\REJXWHUHV  
RI VDOH

7KLV SXEOLFDWLRE\SO\SHUWIDG\VLQURQ\PD\XLSRQLSGHYRURXDG\IRQLFSDODV\QWRUPLWRX  
Fx Üo³kwwsz \DQD\DQH dp 31@Ä@K W ÄL