
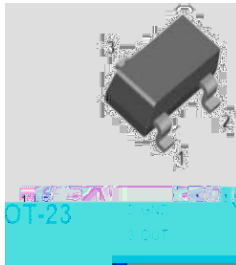


# PNP Digital Transistors (Built-in Resistors)



## Features

- High speed
- Low power consumption
- Built-in resistor
- High reliability
- Wide temperature range
- Low cost

## Application

- Switching
- Timing
- Pulse generation

## Mechanical data

- Package: TO-18
- Terminals: 3
- Dimensions: 2.9 x 2.5 x 0.9 mm



# DTA124XCA

RoHS

COMPLIANT

Electrical Characteristics



Á Á GÁDÁ Í Á

ÜÈÛÎFHÍÁ  
Ü^çÈFÈFÈ€JÈRæ}ÈGÎÁ

Yæ} \* : @ [ ^ Á Yæ } \* bā ^ Á Ô ) ^ & c i [ ] ā & Á V ^ & @ } [ [ [ \* ^ Á Ô [ ÈÈÁ Š c ā ÈÁ , , , ÈGF ^ æ } \* bā ^ È & [ {



# DTA124XCA

RoHS  
COMPLIANT

Ù ‡

Á Á HÁDÁ Í Á

ÛÈÛÎFHÍÁ  
Û^çFÈFÈ€JÈRæ}ÈGÎÁ

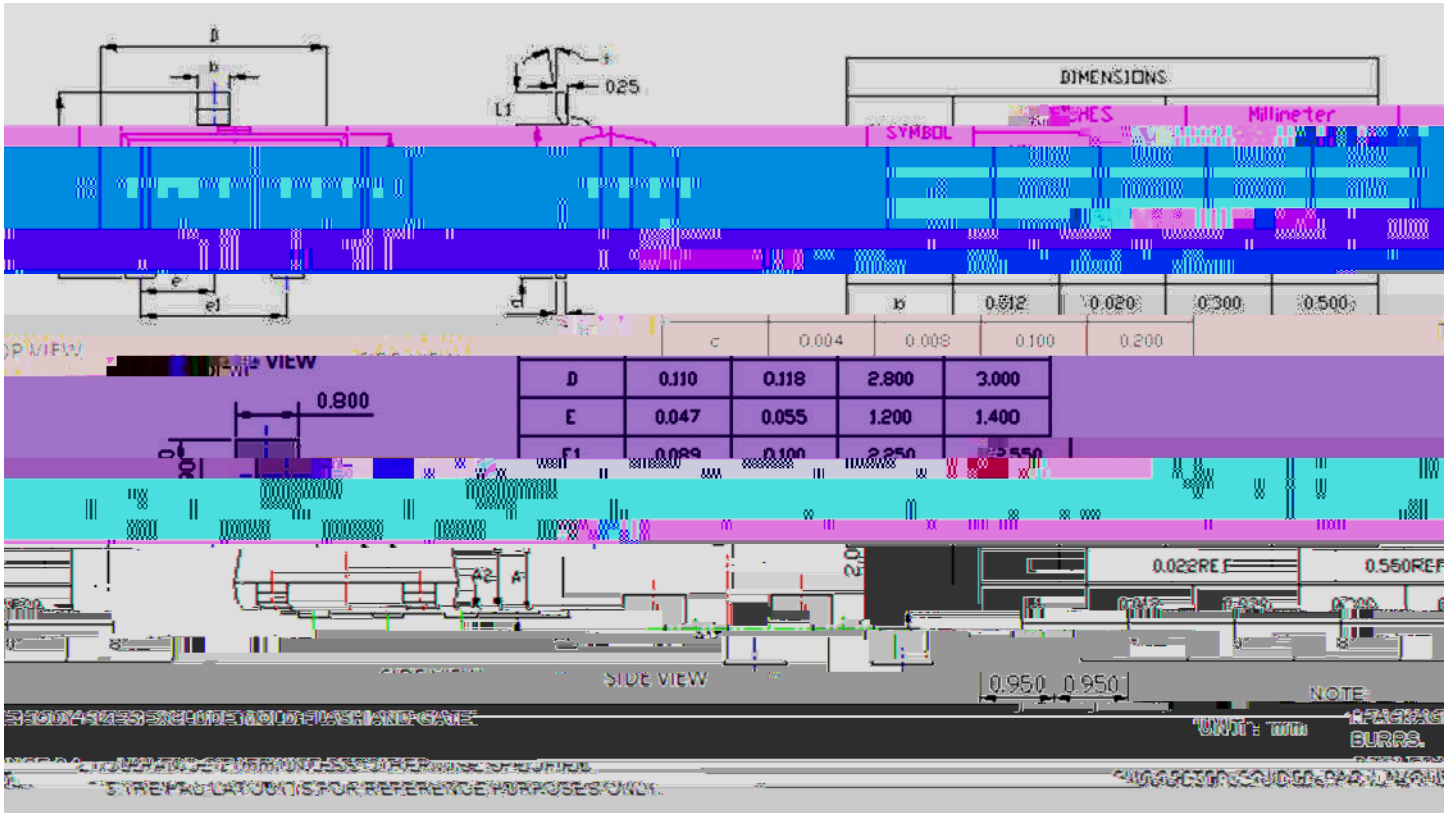
Ÿæ} \* :@ [ ^ÁŸæ} \*bâ^ÁÒ|^&c! [ ] â&ÁV^&@} [[ [ \* ^ÁÔ [ ÈÈÁŠcâÈÁ , , , ÈGF^æ} \*bâ^È& [ {



# DTA124XCA

RoHS  
COMPLIANT

## Outline Dimensions



### Note:

1. All dimensions are in millimeters (mm) unless otherwise specified.

All dimensions shown are exclusive of burrs and gate residues. Burrs and gate vestiges shall not exceed 0.15 mm in maximum.

Does not include dambos or protrusion of max. 0.100 mm, max. side.

不包括单边最大0.100 mm的引脚凸出部分

Dimensions are given in millimeters and are not intended to be used for design purposes. Dimensions are given in millimeters and are not intended to be used for design purposes.

7. Formed leads shall be planar with respect to one another within a maximum of 0.076 mm relative to the seating plane.

成型的引脚应共面，并相对于安装面最大为0.076 mm。

8. ★ It is the key size.

[★ 标记为关键尺寸]

Á Á Á Á Á Á

**DTA124XCA**