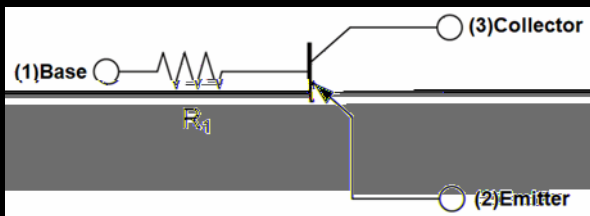



3 1 3 ' L J L W D O 7 U D Q V L V W R U V % X L O W L G



) HDWXUHV

z 0RLVWXUH VHQ³LWLYLW\ OHYHO
z +DORJHQ IUHH DQG 5R+6 FRPSOL
z 6XUIDFH PRXQW SDFNDJH LGHDO
DXWRPDWL³ LQVHUWLRQ

\$ SSOLFDFWLRQ

z 6LJQDO DPSOLILFDWLRQ
z 6ZLWFKLQJ FLUFXLW

z 3DFNDJH6 2 7³
z 7HUPLQD³ SODWHG OHDG³
- 67' DQG -(6' 0³%

D[

(PLWWHU EDVH EUHDN GRZQ YR OWDJH (X\$9
&ROOHFWRU EDVH FXW RII&EXUUHQW



0"
'7\$ 7&\$

RoHS
COMPLIANT

03
V




0" '7\$ 7&\$

RoHS COMPLIANT

03

v2XWOLQH 'LPHQVLRQV



Note:

- All dimensions are in millimeters (mm), unless otherwise specified.
[所有尺寸均以毫米为单位，除非另有说明]
 - General tolerances: ±0.10mm, unless otherwise specified.
[通用公差为±0.10mm，除非另有说明]
 - Dimensions and tolerances per ASME Y14.5M-2018.
[尺寸和公差遵循ASME Y14.5M-2018标准]
4. All dimensions shown are exclusive of burrs and gate residues. Burrs and gate residues shall not exceed 0.15mm in maximum.
[所有尺寸均不包括毛刺和浇口残留。毛刺与浇口残留的最大尺寸不得超过0.15mm。]
5. Formed leads shall be planar with respect to one another within a maximum of 0.076mm relative to the seating plane.
[成型的管脚应为同一平面，共面性最大为0.1mm]

03

03

03

03

03

03

6.6 5HY

-DQ

<DQJ]KRX <DQJMEFHΘKΘWΘRΩL&ZZ/WGDQJMLH FRP

0"
'7\$ 7&\$
