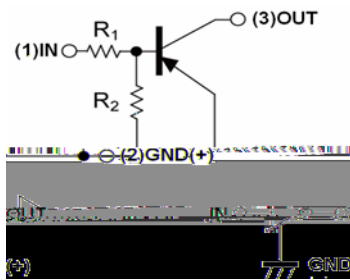
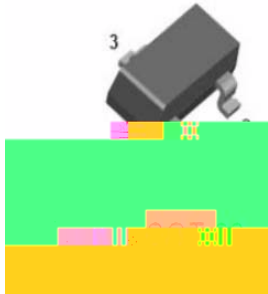


PNP Digital Transistors (Built-in Resistors)



Features

-
-
-
-

Application

-
-

Mechanical data

- Package
- Terminals

Electrical Ratings

Item	Symbol	Unit	Conditions	Value
Collector-Emitter Voltage	V_{CE}	V		-0.5 to +5
Collector Current	I_C	mA		-10
Power Dissipation	P_D	mW		100
Operating Temperature	T_{op}	°C		-55 to +125
Storage Temperature	T_{stg}	°C		-55 to +125

DTA143XCA



DTA143XCA

RoHS
COMPLIANT

Electrical Characteristics

Item	Symbol	Unit	Conditions	Min	Typ
------	--------	------	------------	-----	-----

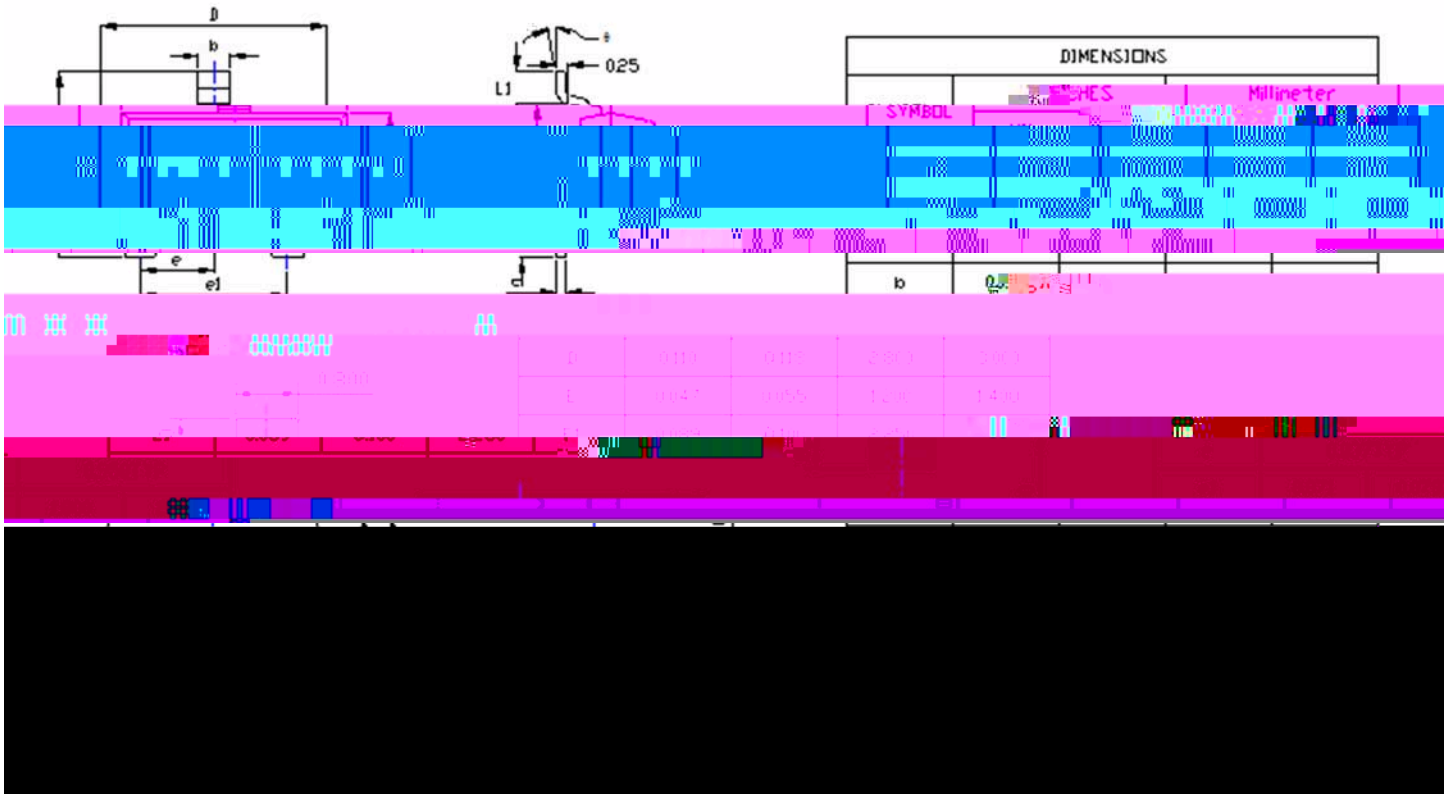
Á Á GÁDÁ Í Á

ÜÈÜGÏJÏÁ
Ü^çÈFÈF€JÈRæ}ÈGÎÁ

Yæ} * :@ [^ÁYæ} *bâ^ÁÒ|^&c! []â&ÁV^&@} [[[* ^ ÁÔ [ÈÈÁŠcâÈÁ
 , , , ÈGF^æ} *bâ^È& [{



Outline Dimensions



Note:

- 1. All dimensions are in millimeters (mm) unless otherwise specified.

All dimensions shown are exclusive of burrs and gate residues. Burrs and gate vestiges shall not exceed 0.15 mm in maximum.

Dimension b does not include a lead protrusion of max. 0.100 mm on each side.

[尺寸 b 不包括单边最大 0.100 mm 的引脚凸出部分]

Dimensions D and E are external limit dimensions; they do not include mold mismatch.

[D 和 E 是塑封体的外部极限尺寸；不包括包封溢料、内引线溢料、凸出部分以及胶体毛刺，但是包含了包封错位的最大尺寸]

7. Formed leads shall be planar with respect to one another within a maximum of 0.076 mm relative to the seating plane.

[成型后的引脚端面应互相平行，其平面度最大为 0.076 mm]

