



Dual PNP Digital Transistors (Built-in Resistors)

Features

- " Epoxy meets UL-94 V-0 flammability rating
- " Built-in bias resistors enable the configuration of an inverter circuit without connecting external input resistors
- " Surface mount package ideally Suited for Automatic Insertion

Mechanical Data

- " Package: SOT-363
- " Terminals:



UMB1N

Maximum Ratings (Ta=25 Unless otherwise specified Å

ITEM	SYMBOL	UNIT	CONDITIONS	VALUE
Supply Voltage	V _{CC}	V		-50
Input Voltage	V _{IN}	V		-40 to +10
Output Current	I _o	mA		-100
Power Dissipation	P _D	mW		150
Junction Temperature	T _j			150
Storage Temperature	T _{STG}			-55 to +150

Electrical Characteristics (Ta=25



Characteristics (Typical)

Fig. 1 - DC Current Gain Characteristics

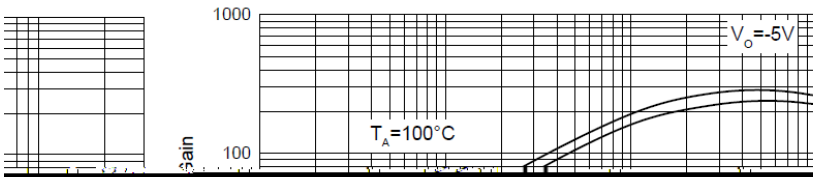


Fig. 2 - Input Voltage (on) Characteristics

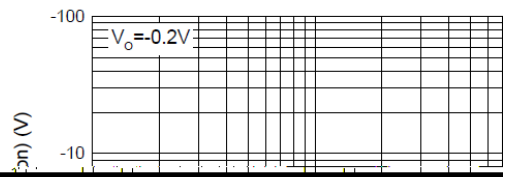


Fig. 3 - Input Voltage (off) Characteristics

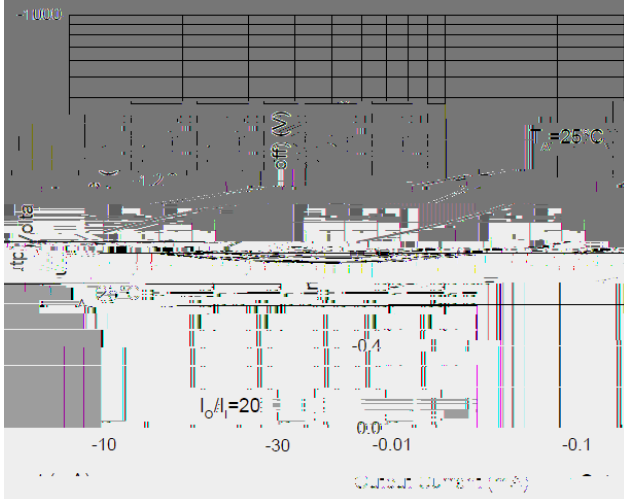
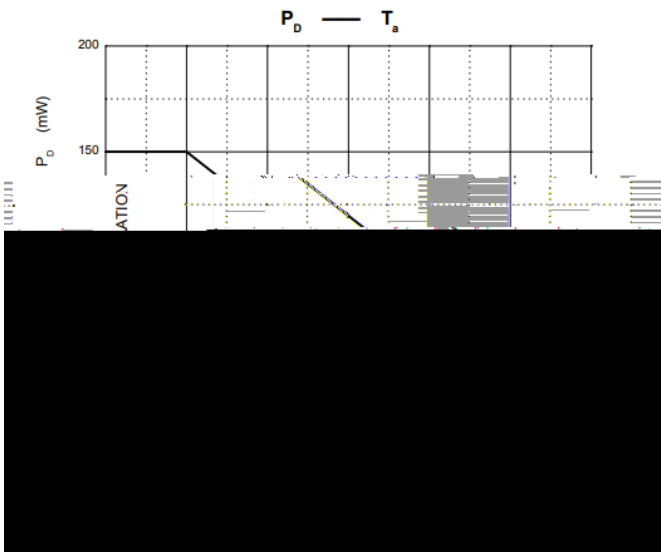



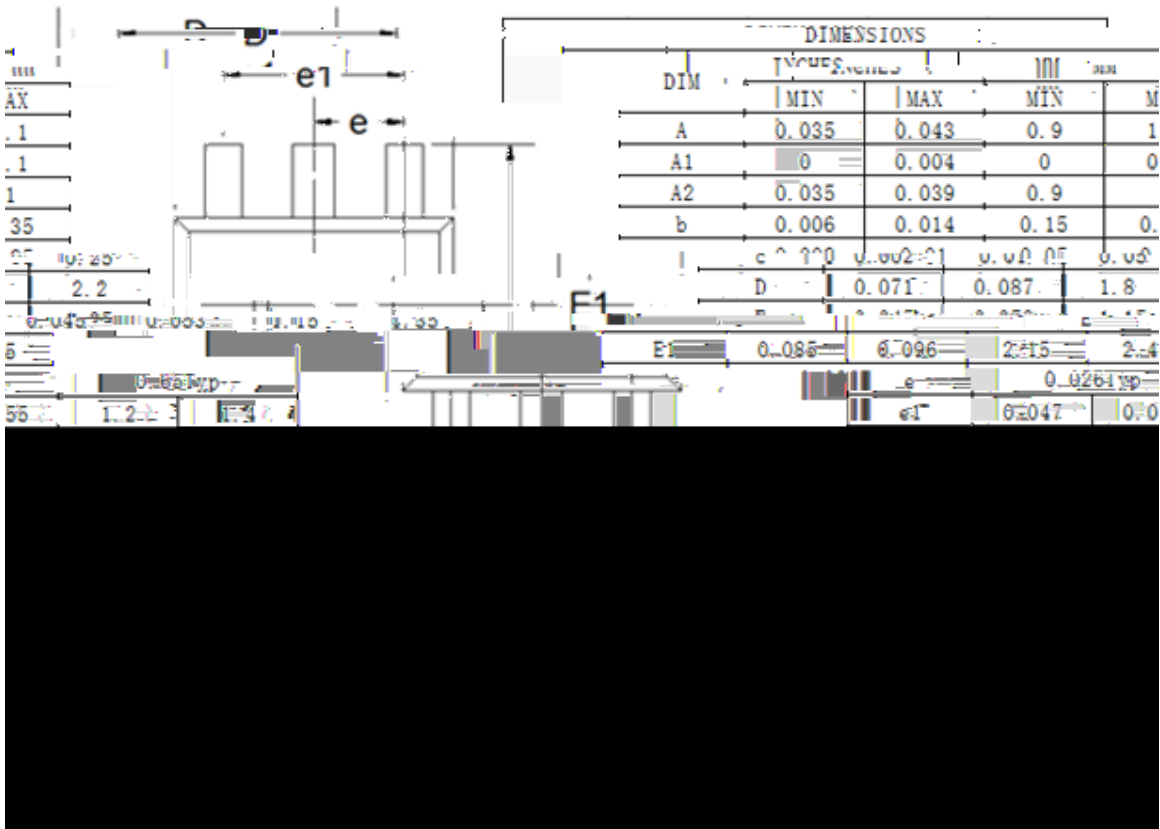
Fig. 4 - Output Voltage Characteristics



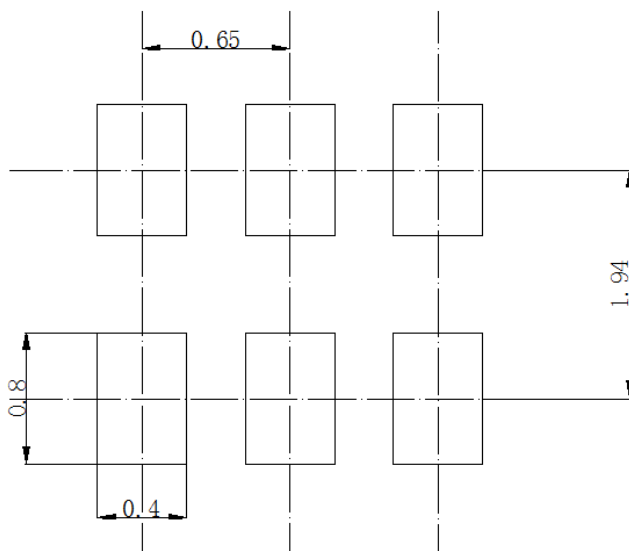


UMB1N

vSOT-363 Package Outline Dimensions



SOT-363 Suggested Pad Layout



Unit Ömm



UMB1N

Disclaimer

The information presented in this document is for reference only. Yangzhou Yangjie Electronic Technology Co., Ltd. reserves the right to make changes without notice for the specification of the products displayed herein to improve reliability, function or design or otherwise.

The product listed herein is designed to be used with ordinary electronic equipment or devices, and not designed to be used with equipment or devices which require high level of reliability and the malfunction of which would directly endanger human life (such as medical instruments, transportation equipment, aerospace machinery, nuclear-reactor control)