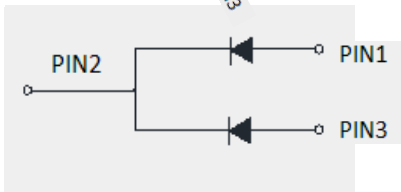


Ultra-Fast Recovery Diodes 10A FRED



Features

- Adopt FRED chip
- Low forward Voltage drop
- Fast reverse recovery time
- High frequency operation
- High purity & high temperature epoxy encapsulation for enhanced mechanical strength and moisture resistance
- Guard ring for enhanced ruggedness and long term reliability

Typical Applications

Typical applications are in switching power supplies & converter
freewheeling diodes > ESD22-B102

Polarity: As marked

Maximum Ratings (T_a = 25 °C)

PARAMETER	Symbol	Unit	Value
Repetitive Peak Reverse Voltage	V _{RRM}	V	400
Average Rectified Output Current 460Hz sine wave & R-load (Fig.1)	I _o	A	20M60
Storage Temperature	T _{stg}	-	a
-XQFWLRQ 7HPSHUDWXUH	7M	-	a

7\SLFDO -XQFWLRQ FDSDFLWDQFH # pLR (...d†8 °ÖV@*\$\$- VS-



MURB2040CT

Electrical Characteristics

PARAMETER	UNIT	TEST CONDITIONS	Min	Typ	Max
Instantaneous forward voltage drop per diode	V_{FM}	V			

& #)

6 %
5 HY

2 FW

<DQJ]KRX <DQJMEH HOKG WORO L&R /ZG \DQJMLH P



MURB2040CT

FIG3: Forward Voltage

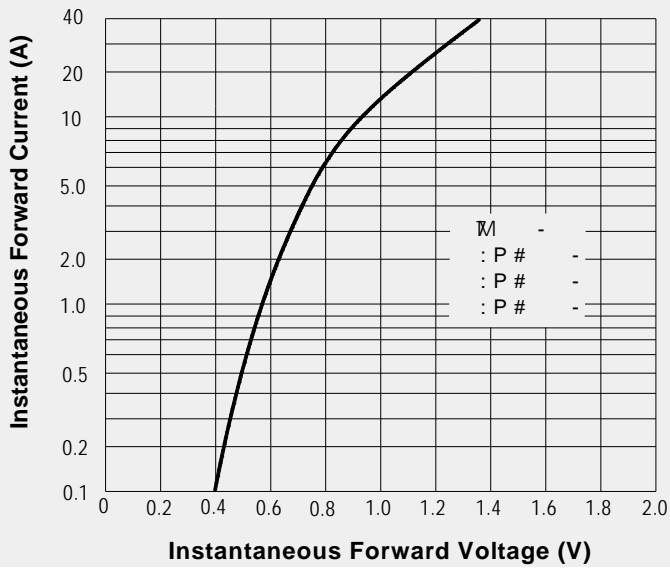
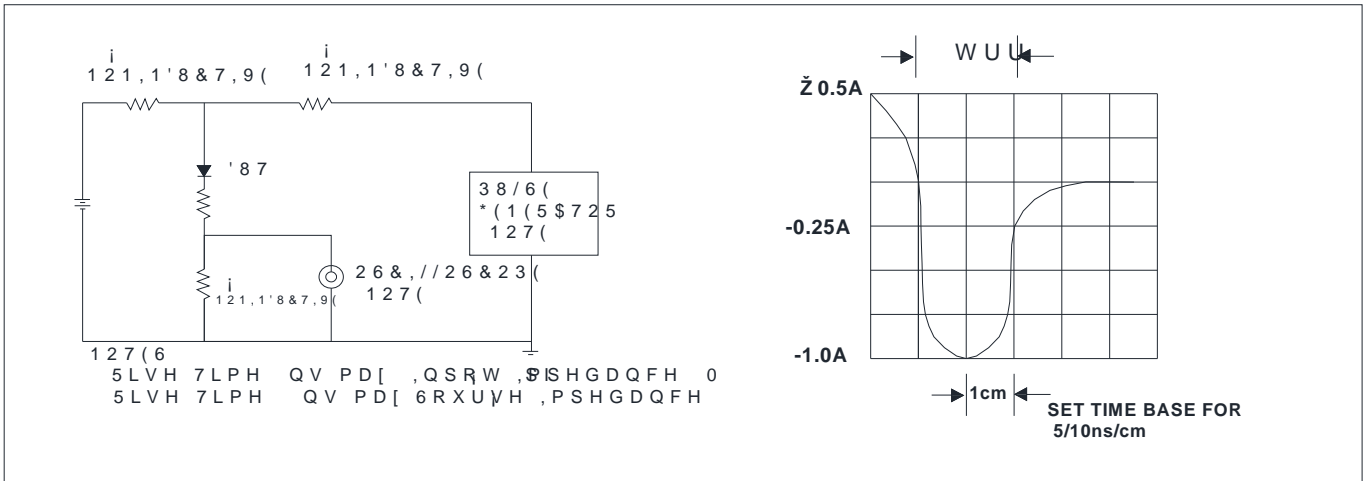


FIG.5: Diagram of circuit and Testing wave form of reverse recovery time





MURB2040CT

Outline Dimensions

TO-263		
Dim	Min	Max
A	- .5	11.5
B	- . +	10.5
C	, .4	- .0
D	0.2 ,	0.64
E	0.6 ,	0. - 4
F	4.55	5.6
G	4.04	5.10
H	1.14	1.4
I	0	0.2
>	4. -	6.05
K	1. + -	2. + -

Suggested Pad Layout



(#)

